Copyright © 2021. Transport for London. This drawing may not be copied, photocopied, reproduced, translated, or converted to any electronic or machine readable form in whole or in part without the prior written permission of TfL. All rights reserved"
© Crown copyright and database rights 2021. Ordnance Survey 100035971

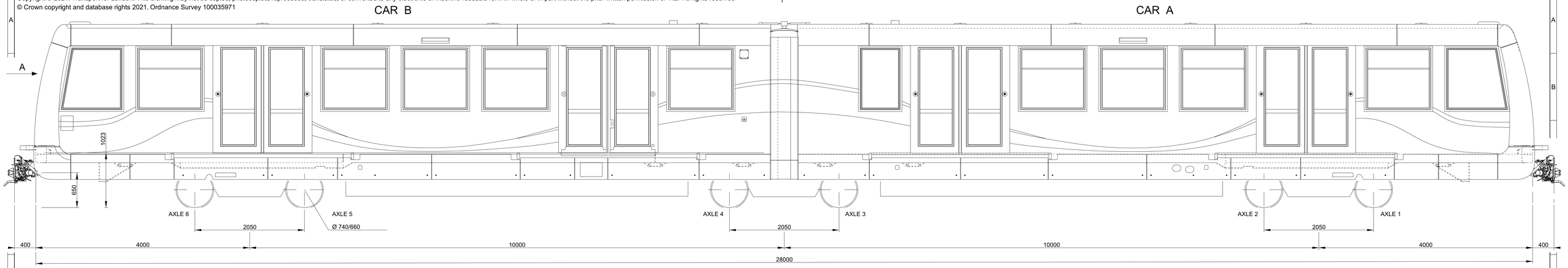

CAR B

SIDE 2 / RIGHT

CAR A

SIDE 1 / LEFT

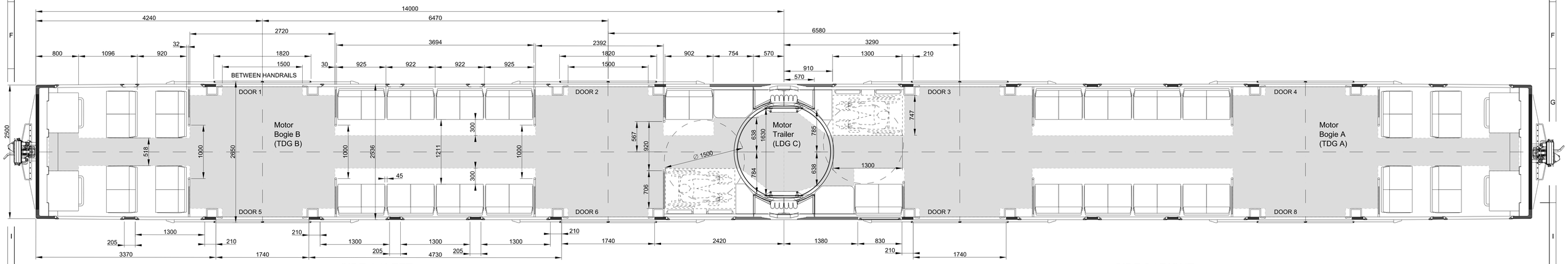

SIDE 1 / LEFT

SIDE 2 / RIGHT

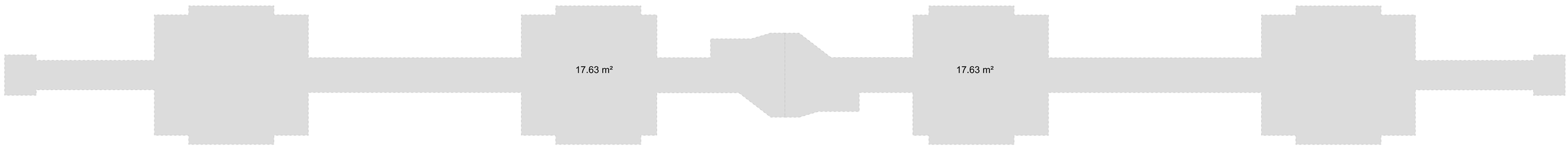

Standing capacity
Load case M3: 35.26m² x 4 people / m² = 141
Load case M4: 35.26m² x 6 people / m² = 211

SEATING CAPACITY	
FORWARD FACING	16
SIDEWAYS FACING	36
TIP-UP	4
TOTAL	56

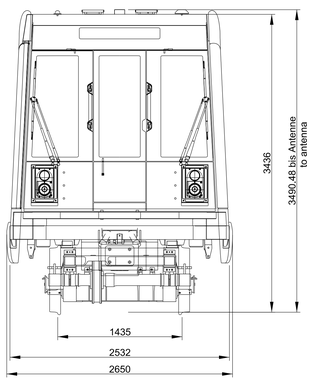

Scale 1:25

KEY PLAN

CONSTRUCTION RISKS	MAINTENANCE / CLEANING RISKS	DEMOLITION / ADAPTATION RISKS
In addition to the hazard/risks normally associated with the type of works detailed on this drawing take note of the above It is assumed that all works on this drawing will be carried out by a competent contractor working where appropriate, to an appropriate method statement		

SAFETY HEALTH AND ENVIRONMENTAL INFORMATION BOX

TFL RESTRICTED

REV	PURPOSE	CREATED BY	DATE	APPROVED BY	DATE	AUTHORISED BY	DATE
P01	LONGITUDINAL SEATING PROJECT (REF: 2013-80)						
	A FERRARO	2020/10/21	JKIST			2020/10/21	S. PORTER 2020/10/21

PROJECT: DLR EXISTING / LEGACY ASSETS

LOCATION: STOCK (B2007)

ASSET CLASSIFICATION: ROLLING STOCK

OWNER: DOCKLANDS LIGHT RAILWAY

SUITABILITY CODE: S1

SUITABILITY: COORDINATION FOR USE

TITLE: VEHICLE LAYOUT

Transport for London
Docklands Light Railway

DRAWING NUMBER: 17016-DLR-RSK-B2007_Z-DR-K-0001

REV.: P01