

Train 7535

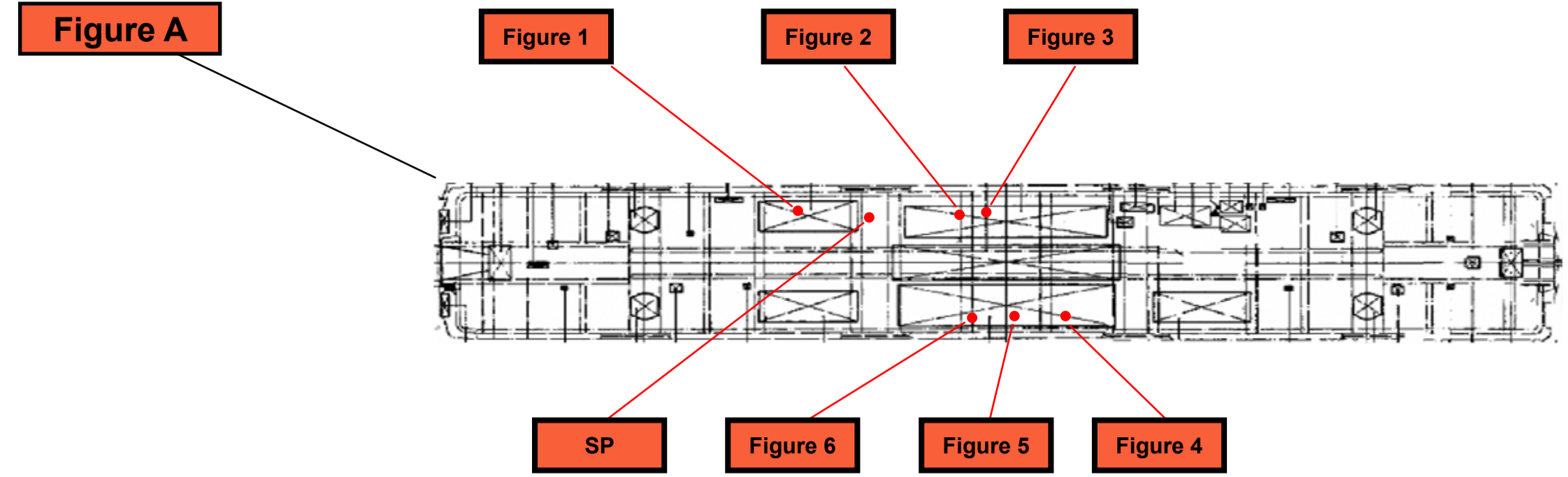


Figure 1



In equipment case No 13, Outside car on side of train  
Flash guards  
Chrysotile

Figure 2



In equipment case No 10, outside car on side of the train  
Flash guards  
Chrysotile

Figure 3



In fuse boxes linings, outside car on side of train 7535  
Board. Chrysotile

Figure 4



Incase No 2, outside of car, on side of train 7535  
Flash guards  
Chrysotile

Figure 5



Incase No 2, outside of car, on side of train 7535  
Flash guards  
Chrysotile

Figure 6



In fuse box linings outside of car, on side of the train 7534  
Flash guards  
Chrysotile

SP



Outside car, on side of train 7535  
1No Switch fuse box  
Strongly presumed to contain chrysotile asbestos insulation inside

Train 17534

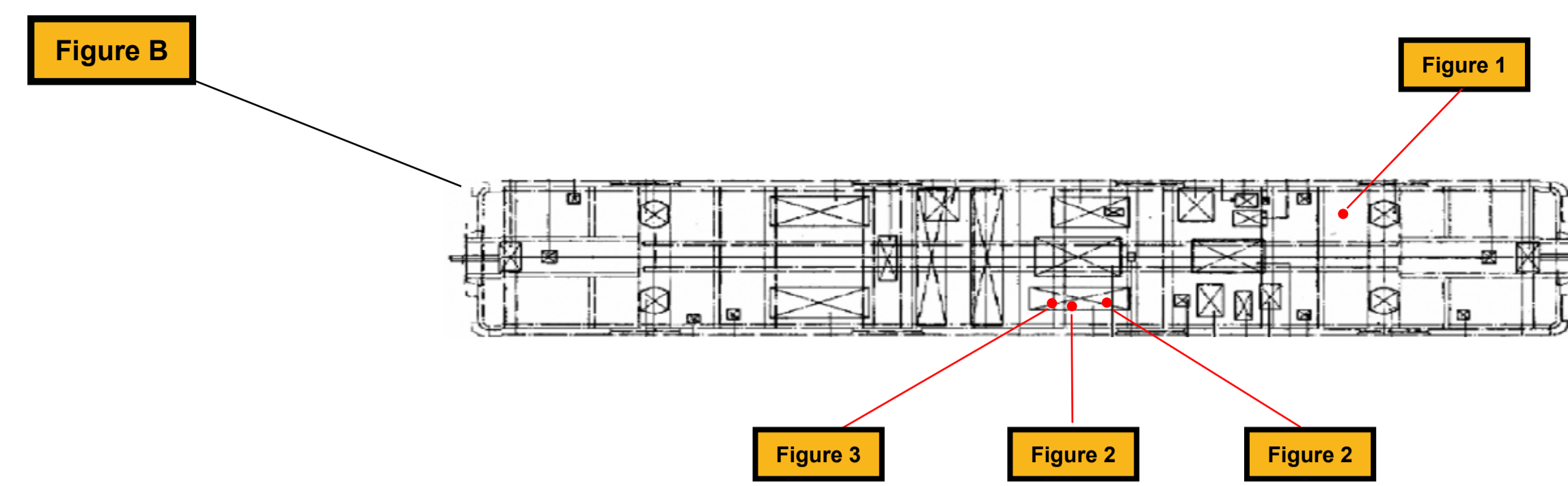


Figure 1



In screen megger points box, outside of car on side of train 17534  
Flash guards  
Chrysotile

Figure 2



In heater contact case outside of car, on side of train 17534  
Flash guards. Chrysotile

Figure 3



In field failure case, outside of car on side of the train 17534  
Flash guards  
Chrysotile

Figure 4



In fuse box linings outside of car, on side of the train 17534  
Flash guards  
Chrysotile

Figure 1



In equipment case No 1, outside car on the side of train 7534  
Flash guards  
Chrysotile

Figure 2



In equipment case No 9, outside car on side of train 7534  
Flash guards  
Amosite & Chrysotile

Figure 3



Outside equipment case No 2, outside car on side of train 7534  
Flash guards  
Chrysotile

Figure 4



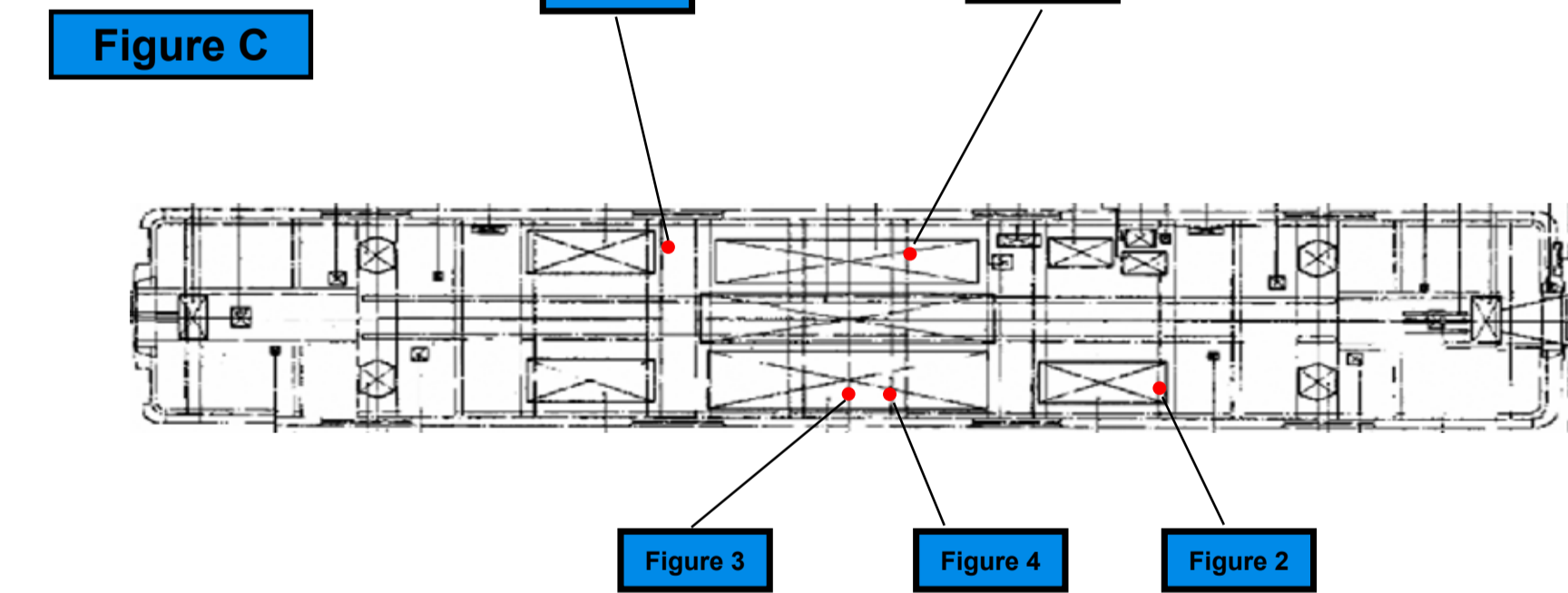
In fuse box linings outside of car, on side of the train 7534  
Board. Chrysotile

SP



On equipment case No 8, outside car, on side of train 7534  
1No Switch fuse box  
Strongly presumed to contain chrysotile asbestos insulation inside

Train 7534



## District Line Rolling Stock

### Location of Hazardous Materials Pictogram

Please read:

These Pictograms are representative and should not be taken to indicate that all these items will be found on every car type or every car of that type; Also items noted be may be found in similar location throughout the stock;

Niether should it be taken to represent all Hazardous Materials, as historically asbestos has been used in unusual applications throughout the LU (Tube Lines) network;

However we are confident that all known asbestos items are known, but if you believe you encounter any suspect material please pass your concerns to the Duty Depot Manager who will contact the Tube Lines Hazardous Materials Unit for confirmation;

If any items on this Pictogram are found to be damaged, please report this to the Duty Depot Manager; Who will either:

\* arrange for the damaged item to be replaced, if a safe system of works is in place  
\*will inform the Tube Lines Hazardous Materials Unit, who will arrange for the necessary remedial works;

This document was produced by Tube Lines Hazardous Materials Unit on the 11th October 2011

