






Jubilee Line Mid Life Refurbishment program - LRV Comparison - 24.5.17

Pre refurbishment scheme

GRAB POLE	LRV 68
STANDBACKS / AREA BEHIND GRAB POLE	LRV 22
WINDOW PANS, DOORS, CEILING	LRV 77








Surface	LRV	Contrast with grab poles	Percentage variance BS8300 : 2009 / RVAR requirement of 30 points of contrast
Grab Poles S3010R90B	68	NA	NA
Floor (seating area)	14	54	 PASS (+24)
Window pans / walls	77	9	 FAIL (-21)
Doors	77	9	 FAIL (-21)
Standbacks (by doors)	na	na	na
Panels behind doors	22	46	 PASS +15
Ceiling	77	9	 FAIL (-21)
Moquette	7	61	 PASS +31

Contrast = (A - B) for two contrasting surfaces

Current refurbishment scheme

(Approved May 2017)

GRAB POLE - NCS S 3010 R 90B	LRV 38
ALL PAINTED PANELS - NCS S 0502 G	LRV 83

Surface	LRV	Contrast with grab poles	Percentage variance BS8300 : 2009 / RVAR requirement of 30 points of contrast
Grab Poles S3010R90B	38	NA	NA
Floor (seating area)	8	30	 PASS (0)
Window pans / walls	83	45	 PASS +15
Doors	83	45	 PASS +15
Standbacks (by doors)	83	45	 PASS +15
Panels behind doors	83	45	 PASS +15
Ceiling	83	45	 PASS +15
Moquette	7	31	 PASS +1

Contrast = (A - B) for two contrasting surfaces