Transport for London
London Underground
MAYOR OF LONDON
UNCONTROLLED COPY
WILL NOT BE UPDATED
THIS DRAWING MAY NOT BE CURRENT AND SUBJECT TO AMENDMENT. THEREFORE DEEMED PRIVILEGED. REPRODUCTION IN WHOLE OR IN PART WITHOUT PRIOR SIGNWAS VERIFICATION FROM THE RSE – ERM BEFORE USE

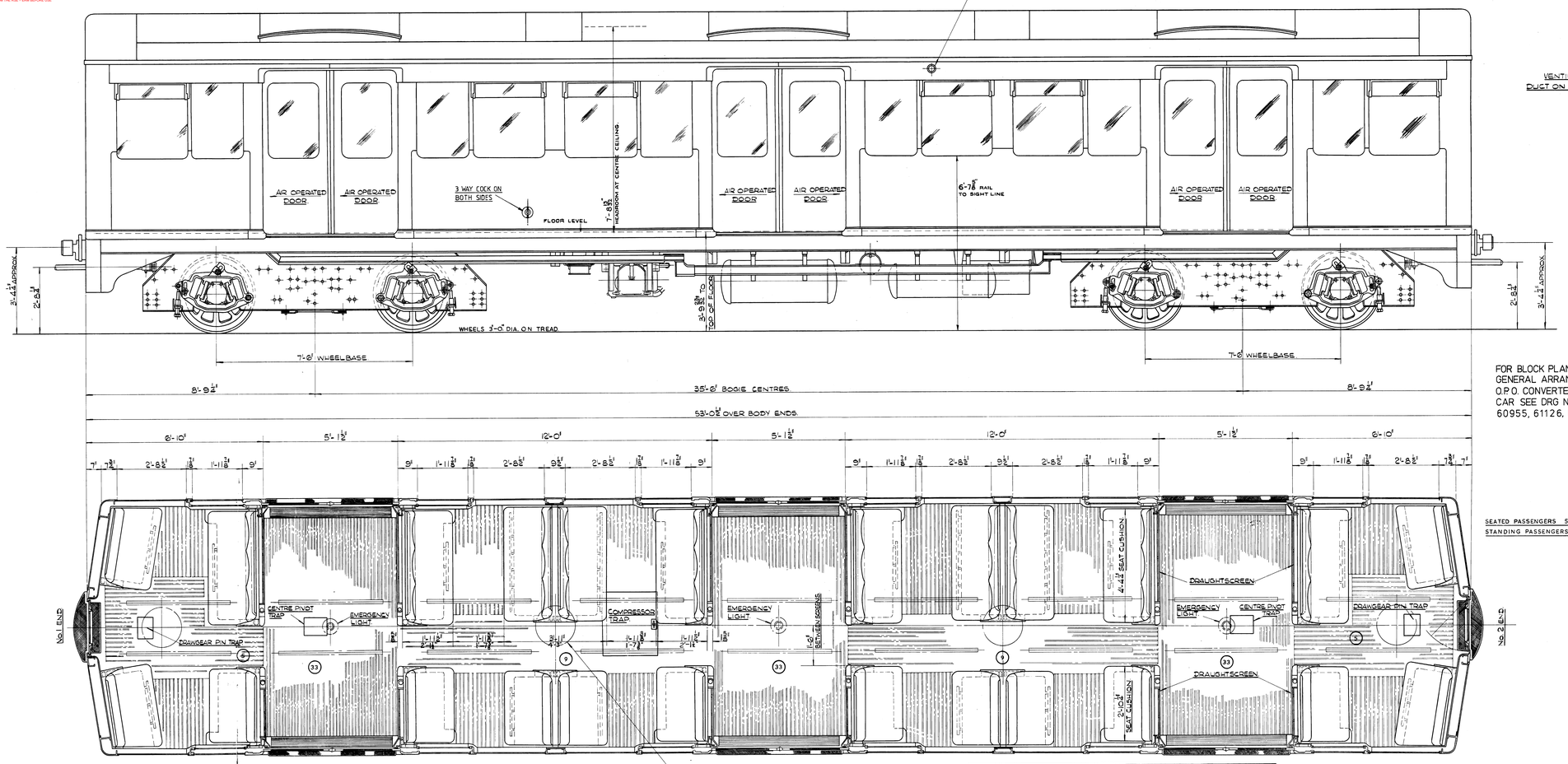

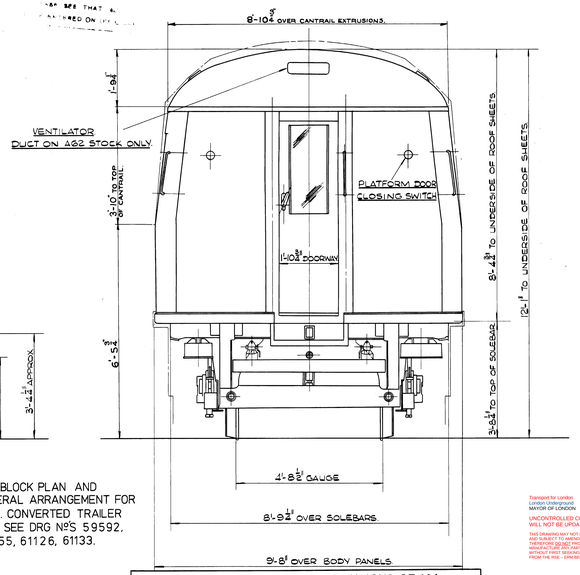

FOR BLOCK PLAN AND GENERAL ARRANGEMENT FOR O.P.O. CONVERTED TRAILER CAR SEE DRG Nos. 59592, 60955, 61126, 61133.

SEATED PASSENGERS 58
STANDING PASSENGERS 127

FOR WEIGHTS & COMPARATIVE DIMENSIONS OF ALL ROLLING STOCK SEE DRG Nos. 44429 & 39100.

NOTE:-

FOR PILLAR SECTIONS	SEE DRAWING Nos. 43024 & 43025
FOR PLAN SECTION THRO' BODYSIDE AT DOORWAY	SEE DRAWING No. 43026
FOR ARRANGEMENTS OF BODYSIDE FRAMES	SEE DRAWING Nos. 43027 TO 43034 INCL.
FOR ROOF SECTIONS	SEE DRAWING Nos. 43073 & 43074
FOR INTERIOR VIEW ON BODYEND	SEE DRAWING No. 43715
FOR ARRANGEMENT OF FLOORBOARDS	SEE DRAWING Nos. 43737 & 43738
FOR SECTIONS THRO' BODYEND	SEE DRAWING Nos. 43718
FOR SEATING ARRANGEMENT	SEE DRAWING No. 43856

NOTE:- CIRCLE DENOTES POSITION OF FRAMING & PACKINGS IN ROOF FOR THE FITTING OF CEILING FANS WHEN REQUIRED.

NOTE. CONVERSION TO O.P.O. HAS AFFECTED AREAS OF THIS DRAWING.
REFER TO NOTES FOR PARTICULAR INFORMATION.

NOTE:-
PROFILE OF A60 SEAT BACKS SHOWN BY FULL LINES.
PROFILE OF A62 SEAT BACKS SHOWN BY CHAIN DOTTED LINES.

C	MOD No 10005. NOTES FOR O.P.O. CONVERSION ADDED. M.T.K. 5-2-86.	
B	MOD. 9345 3 WAY COCKS ADDED	A.S.D. 11-4-83
A	SEAT SPACING MODIFIED-DELETED FIGURES APPLIED TO ORIGINAL A60 PROFILES, MOD TO A62 PROFILES-1S.A77 23-10-67 N.A.M.	

A60/62 SURFACE STOCK.

GENERAL ARRANGEMENT OF TRAILER CAR.

SCALE. ¼ INCH = 1 FOOT.

LONDON TRANSPORT EXECUTIVE
CHIEF MECH^L. ENGINEERS OFFICE.

DRG. No. 43561.

DATE. 15. 5. 63.

OFFICE. 414 FILING. 414

C
B
A

MICROFILMED

VALID ONLY ON RELEASE DATE SHOWN
11 MAR 2016

CONTRACTORS DRG. No. 28701.

Fr 1

Fr 2

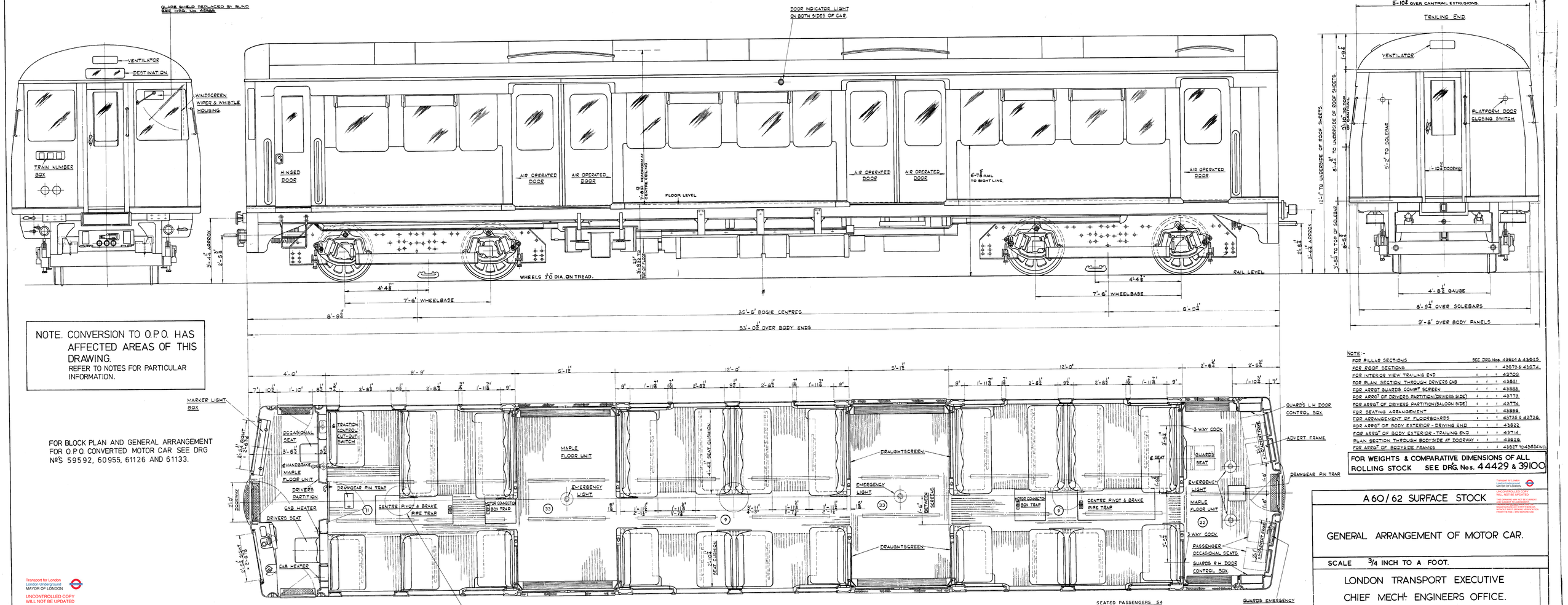

NOTE. CONVERSION TO O.P.O. HAS AFFECTED AREAS OF THIS DRAWING.
REFER TO NOTES FOR PARTICULAR INFORMATION.

FOR BLOCK PLAN AND GENERAL ARRANGEMENT FOR O.P.O. CONVERTED MOTOR CAR SEE DRG Nos 59592, 60955, 61126 AND 61133.

NOTE -
CIRCLE DENOTES POSITION OF FRAMING AND PACKINGS IN ROOF FOR THE FITTING OF CEILING FANS WHEN REQUIRED.

NOTE -
PROFILE OF A 60 STOCK SEAT BACKS SHOWN BY FULL LINES.
PROFILE OF A 62 STOCK SEAT BACKS SHOWN BY CHAIN DOTTED LINES

FOR 'A' STOCK REFURB REFER TO DRG No. 80300

NOTE -

FOR PILLAR SECTIONS	SEE DRG Nos 43624 & 43625.
FOR ROOF SECTIONS	43673 & 43674.
FOR INTERIOR VIEW TRAILING END	43728
FOR PLAN SECTION THROUGH DRIVERS CAB	43821.
FOR ARRGT GUARDS COMPT SCREEN	43883.
FOR ARRGT OF DRIVERS PARTITION (DRIVERS SIDE)	43773.
FOR ARRGT OF DRIVERS PARTITION (SALOON SIDE)	43774.
FOR SEATING ARRANGEMENT	43856.
FOR ARRANGEMENT OF FLOORBOARDS	43735 & 43736.
FOR ARRGT OF BODY EXTERIOR - DRIVING END	43822.
FOR ARRGT OF BODY EXTERIOR - TRAILING END	43714.
PLAN SECTION THROUGH BODYSIDE AT DOORWAY	43826.
FOR ARRGT OF BODYSIDE FRAMES	43687, 70, 43689 & 90.

FOR WEIGHTS & COMPARATIVE DIMENSIONS OF ALL ROLLING STOCK SEE DRG. Nos. 44429 & 39100

A 60/62 SURFACE STOCK

GENERAL ARRANGEMENT OF MOTOR CAR.

SCALE 3/4 INCH TO A FOOT.

LONDON TRANSPORT EXECUTIVE
CHIEF MECH^L ENGINEERS OFFICE.

DRG. No. 43560.

DATE. 15 - 5 - 63.

RASTER/VECTOR CAD DRAWING

OFFICE ~~414~~ FILING. ~~414~~

C	MET CRS 2088 NOTE RE 'A' STOCK REFURB ADDED JN 11.97
B	MODIFN 10005. NOTES FOR O.P.O. CONVERSION ADDED. MTK 7-2-86
A	SEAT SPACING MODIFIED - DELETED FIGURES APPLIED TO ORIGINAL A60 PROFILES MODIFIED TO A62 PROFILES. 15 A'T 21.10.67 N.A.M.

Transport for London
London Underground
MAYOR OF LONDON
UNCONTROLLED COPY
WILL NOT BE UPDATED
THIS DRAWING MAY NOT BE CURRENT AND SUBJECT TO AMENDMENT. THEREFORE DO NOT PROCURE OR MANUFACTURE ANY PART THERE OF, WITHOUT FIRST SEEKING VERIFICATION FROM THE RSE - SYM BEFORE USE

VALID ONLY ON RELEASE DATE SHOWN
11 MAR 2016

CONTRACTORS DRG. No. 28700.

METRONET
RAIL SSL LIMITED

MODIFICATIONS		
FIRST ISSUE		A
MET CRS 2116		

PAGE 11

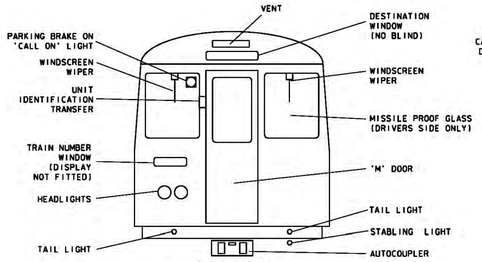

CAB EXTERIOR
'A' & 'D' MIDDLE MOTOR CARS

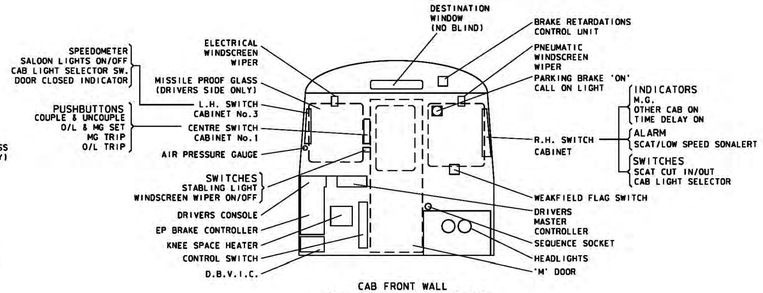

CAB FRONT WALL
'A' & 'D' MIDDLE MOTOR CAR
(VIEWED FROM INSIDE OF CAB)

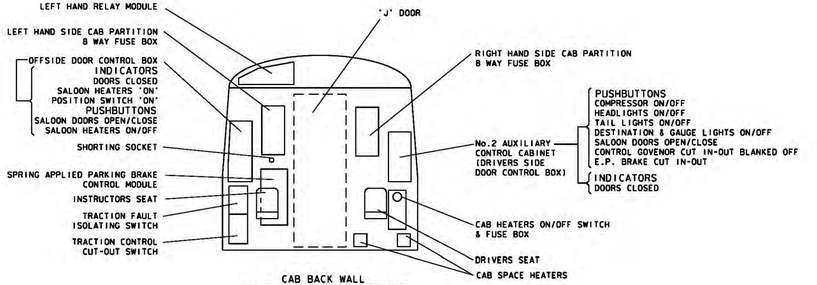

CAB BACK WALL
'A' & 'D' MIDDLE MOTOR CAR
(VIEWED FROM INSIDE OF CAB)

TITLE
BLOCK PLAN - CAB EQUIPMENT
MIDDLE MOTOR CAR

STOCK A60/62 REFURBISHED

DRAWING NUMBER 91574

THIS DRAWING AND ANY INFORMATION OR DESCRIPTIVE MATTER SET OUT HEREON ARE THE CONFIDENTIAL AND COPYRIGHT PROPERTY OF LONDON UNDERGROUND Ltd., AND MUST NOT BE DISCLOSED, LOANED, COPIED OR USED FOR MANUFACTURING, TENDERING OR FOR ANY OTHER PURPOSE WITHOUT WRITTEN PERMISSION

© COPYRIGHT
LONDON REGIONAL TRANSPORT
DATED AS DRAWN AND AMENDED

DIMENSIONS IN MILLIMETERS	CAD		DATE
FIRST ANGLE PROJECTION	DRAWN	M.T.	13/08/97
	CHECKED		22/09/97
CONTRACTORS NAME & DRAWING NUMBER	DESIGN APPROVED		
	APPROVED		25/09/97

LONDON UNDERGROUND LIMITED
PROFESSIONAL SERVICES GROUP
ROLLING STOCK ENGINEERING

STOCK & LOCATION: A60/62 REFURBISHED

TITLE: BLOCK PLAN - CAB EQUIPMENT MIDDLE MOTOR CAR

ORIGINAL SCALE: NTS

DRAWING NUMBER: 91574

ISSUE: A

A405 1050295
Filename: x:\users\baldwida\PW~Work\dms069111\91574.dgn
Printed 10/06/04
by BALDWIDA EIS

METRONET
RAIL SSL LIMITED

MODIFICATIONS		
FIRST ISSUE		A
MET CRS 2116		

PAGE 10

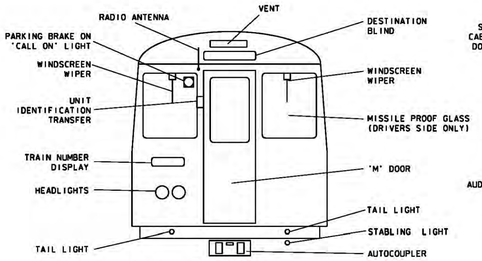

CAB EXTERIOR
'A' & 'D' DRIVING MOTOR CARS AND UNCOUPLING DRIVING MOTOR CARS

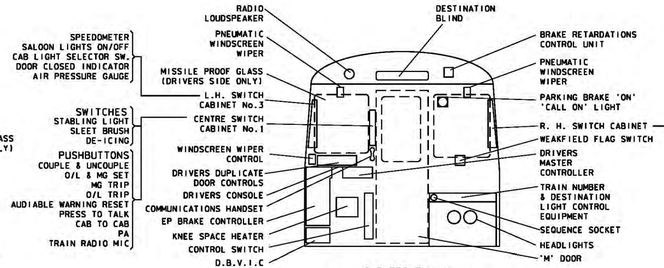

CAB FRONT WALL
'A' & 'D' DRIVING MOTOR CAR AND UNCOUPLING DRIVING MOTOR CAR
(VIEWED FROM INSIDE OF CAB)

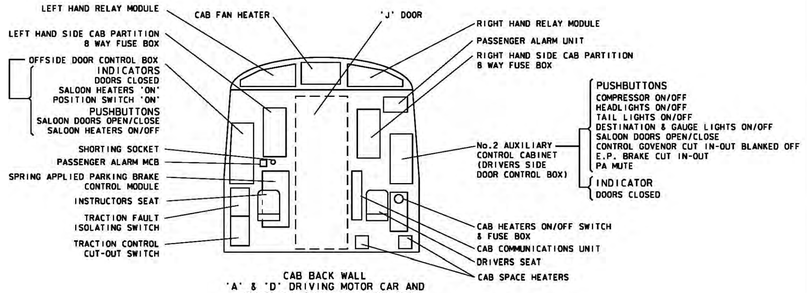

CAB BACK WALL
'A' & 'D' DRIVING MOTOR CAR AND UNCOUPLING DRIVING MOTOR CAR
(VIEWED FROM INSIDE OF CAB)

TITLE
BLOCK PLAN - CAB EQUIPMENT
UNCOUPLING DRIVING MOTOR CAR
AND DRIVING MOTOR CAR

STOCK A60/62 REFURBISHED

DRAWING NUMBER 91572

THIS DRAWING AND ANY INFORMATION OR DESCRIPTIVE MATTER SET OUT HEREON ARE THE CONFIDENTIAL AND COPYRIGHT PROPERTY OF LONDON UNDERGROUND Ltd., AND MUST NOT BE DISCLOSED, LOANED, COPIED OR USED FOR MANUFACTURING, TENDERING OR FOR ANY OTHER PURPOSE WITHOUT WRITTEN PERMISSION

© COPYRIGHT LONDON REGIONAL TRANSPORT DATED AS DRAWN AND AMENDED

DIMENSIONS IN MILLIMETERS	CAD		DATE	LONDON UNDERGROUND LIMITED — PROFESSIONAL SERVICES GROUP, ROLLING STOCK ENGINEERING
FIRST ANGLE PROJECTION	DRAWN	M.T.	15/05/97	STOCK & LOCATION: A60/62 REFURBISHED
	CHECKED		22/09/97	TITLE: BLOCK PLAN - CAB EQUIPMENT UNCOUPLING DRIVING MOTOR CAR AND DRIVING MOTOR CAR
CONTRACTORS NAME & DRAWING NUMBER	DESIGN APPROVED			
	APPROVED		25/09/97	ORIGINAL SCALE: NTS — DRAWING NUMBER: 91572 — ISSUE: A

A405 1050295
Filename: x:\users\baldwida\PW~Work\dms069111\91572.dgn
Printed 10/06/04
by BALDWIDA EIS

DRAWING NUMBER 80300

REMOVE ALL BURRS & SHARP EDGES — IF IN DOUBT ASK — DO NOT SCALE — DRAWING TO COMPLY WITH BS 5536

MODIFICATIONS		
FIRST ISSUE D.I.N No.		P1 X
RE-DRAWN (DQ 268)	SA 25/9/96	P2
NOTE 1 ADDED (DQ 327)	PJG 23/12/96	P3
1ST. ISSUE L.U.LTD. MET CRS 2106		

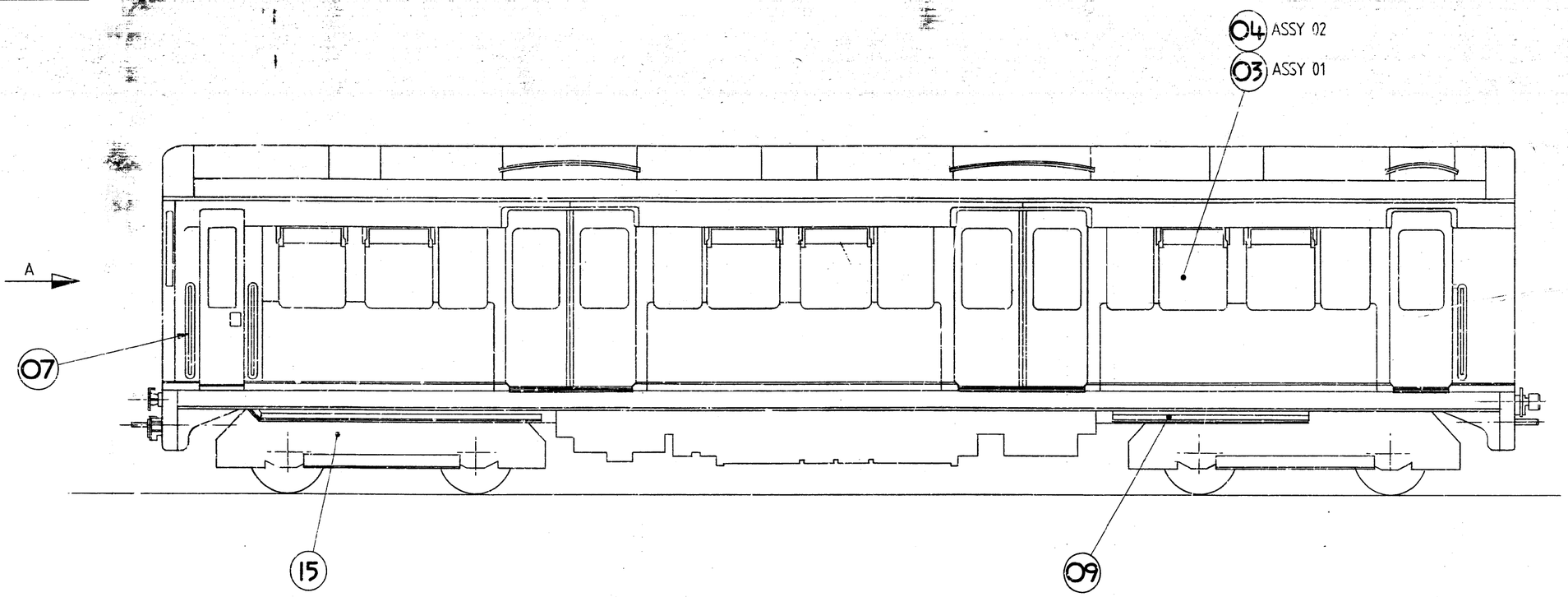

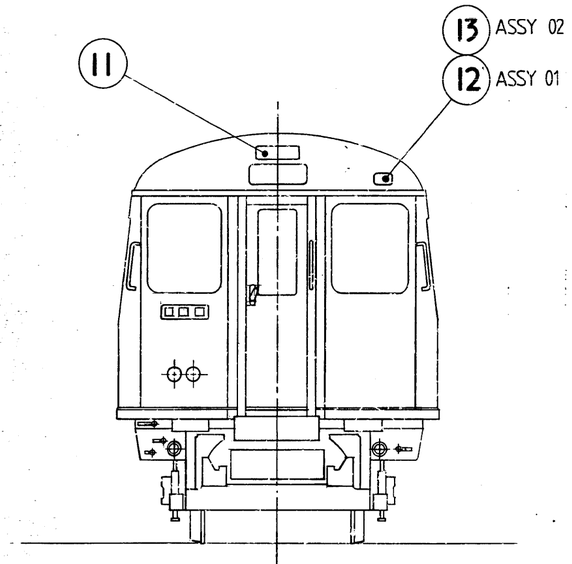

VIEW 'A'

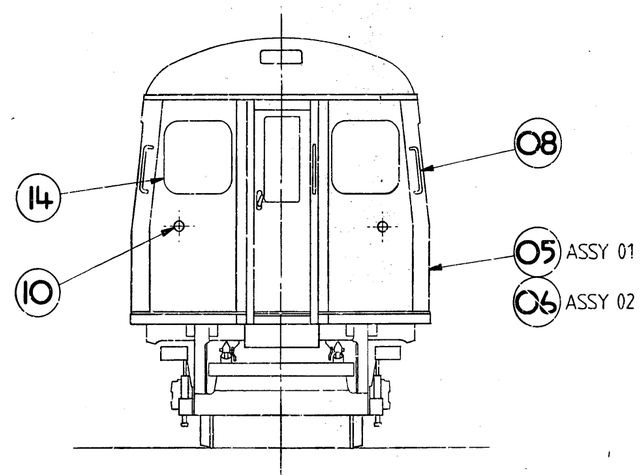

VIEW 'B'

01 GENERAL ARRANGEMENT OF MOTOR CAR -(OPO)

02 GENERAL ARRANGEMENT OF MOTOR CAR -(NON OPO)

NOTE
1- FOR GENERAL ARRGT OF TRAILER CAR SEE DRG N° 80301.

Transport for London
London Underground
MAYOR OF LONDON

UNCONTROLLED COPY
WILL NOT BE UPDATED

THIS DRAWING MAY NOT BE CURRENT AND SUBJECT TO AMENDMENT. THEREFORE DO NOT PROCURE OR MANUFACTURE ANY PART THERE OF, WITHOUT FIRST SEEKING VERIFICATION FROM THE RSE – ERM BEFORE USE

Transport for London
London Underground
MAYOR OF LONDON

UNCONTROLLED COPY
WILL NOT BE UPDATED

THIS DRAWING MAY NOT BE CURRENT AND SUBJECT TO AMENDMENT. THEREFORE DO NOT PROCURE OR MANUFACTURE ANY PART THERE OF, WITHOUT FIRST SEEKING VERIFICATION FROM THE RSE – ERM BEFORE USE

MATERIAL & SPECIFICATION: SEE PARTS LIST

FINISH & SPECIFICATION: ——

WEIGHT Kg. ——

S/L No.

STOCK	DWG. No.
A60/62	THIS

USED ON

THIS DRAWING AND ANY INFORMATION OR DESCRIPTIVE MATTER SET OUT HEREON ARE THE CONFIDENTIAL AND COPYRIGHT PROPERTY OF LONDON UNDERGROUND LTD. AND MUST NOT BE DISCLOSED, LOANED, COPIED OR USED FOR MANUFACTURING, TENDERING OR FOR ANY OTHER PURPOSE WITHOUT WRITTEN PERMISSION.

© COPYRIGHT LONDON REGIONAL TRANSPORT DATED AS DRAWN AND AMENDED

TOLERANCES: UNLESS OTHERWISE STATED TOLERANCES ON DIMENSIONS NOT LIMITED ARE: NO DECIMAL PLACES ±; ONE DECIMAL PLACE ±; TWO DECIMAL PLACES ±; ANGULAR ±; METRIC THREADS TO BS 3643 PT. 2 : 1981 CLASS 6H & 6g

DIMENSIONS IN MILLIMETRES

FIRST ANGLE PROJECTION

CONTRACTORS NAME & DRAWING NUMBER: ABB

		DATE
DRAWN	SA	11/9/96
CHECKED	BD	2-10-96
DESIGN APPROVED		2 10 96
APPROVED		3/10/96

LONDON UNDERGROUND LIMITED — PROFESSIONAL SERVICES GROUP, ROLLING STOCK ENGINEERING

STOCK & LOCATION ZONE 00-00: A60/62 STOCK SAFETY ENG MODS ~ MOTOR CAR

TITLE: GENERAL ARRANGEMENT OF MOTOR CAR (SHT 1 OF 2)

A0 ORIGINAL SCALE — DRAWING NUMBER 80300 — ISSUE X P1 P2 P3 A

DRAWING NUMBER 80301

REMOVE ALL BURRS & SHARP EDGES IF IN DOUBT ASK DO NOT SCALE DRAWING TO COMPLY WITH BS 5536

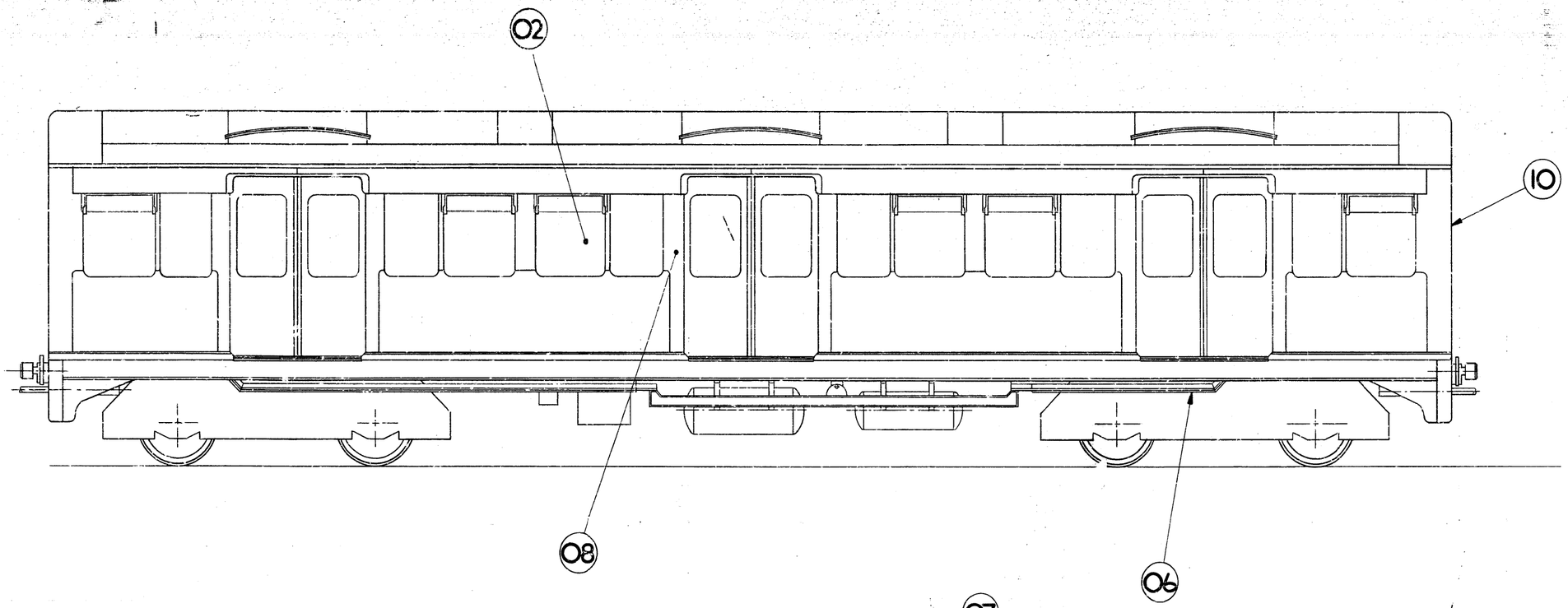

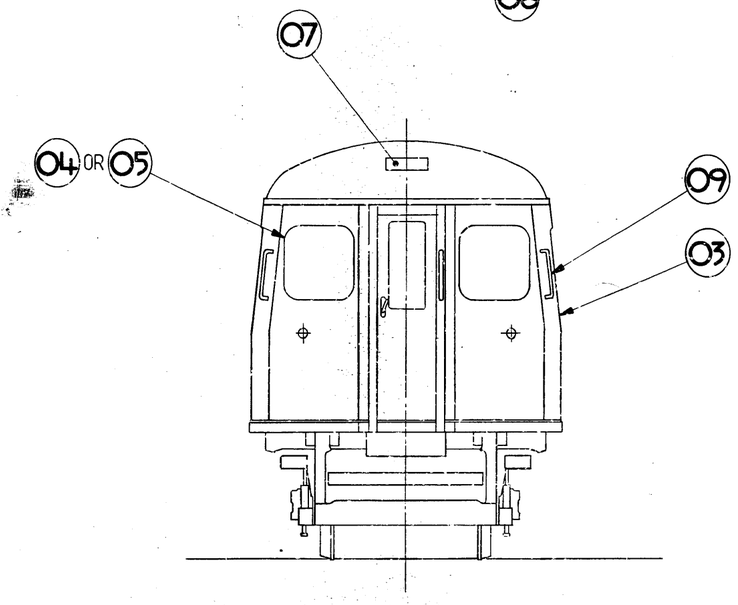

TYPICAL BODYEND VIEW

01

NOTE
1- FOR GENERAL ARRGT OF MOTOR CAR SEE DRG N° 80300.

Transport for London
London Underground
MAYOR OF LONDON
UNCONTROLLED COPY
WILL NOT BE UPDATED
THIS DRAWING MAY NOT BE CURRENT AND SUBJECT TO AMENDMENT. THEREFORE DO NOT PROCURE OR MANUFACTURE ANY PART THERE OF, WITHOUT FIRST SEEKING VERIFICATION FROM THE RSE - ERM BEFORE USE

MODIFICATIONS

FIRST ISSUE D.I.N. No.		PI X A
RE-DRAWN (DQ 268)	SA 25/9/96	P2
NOTE 1 ADDED (DQ 327)	PSG 23/10/96	P3
1st ISSUE L.U.L. MET CRS 2106		

Transport for London
London Underground
MAYOR OF LONDON
UNCONTROLLED-COPY
WILL NOT BE UPDATED
THIS DRAWING MAY NOT BE CURRENT AND SUBJECT TO AMENDMENT. THEREFORE DO NOT PROCURE OR MANUFACTURE ANY PART THERE OF, WITHOUT FIRST SEEKING VERIFICATION FROM THE RSE - ERM BEFORE USE

MATERIAL & SPECIFICATION
SEE PARTS LIST

FINISH & SPECIFICATION

STOCK	DRG. No.
A60/62	THIS

USED ON

WEIGHT Kg.

S/L No.

THIS DRAWING AND ANY INFORMATION OR DESCRIPTIVE MATTER SET OUT HEREON ARE THE CONFIDENTIAL AND COPYRIGHT PROPERTY OF LONDON UNDERGROUND Ltd. AND MUST NOT BE DISCLOSED, LOANED, COPIED OR USED FOR MANUFACTURING, TENDERING OR FOR ANY OTHER PURPOSE WITHOUT WRITTEN PERMISSION.
© COPYRIGHT LONDON REGIONAL TRANSPORT DATED AS DRAWN AND AMENDED

TOLERANCES
UNLESS OTHERWISE STATED TOLERANCES ON DIMENSIONS NOT LIMITED ARE:
NO DECIMAL PLACES ±
ONE DECIMAL PLACE ±
TWO DECIMAL PLACES ±
ANGULAR ±
METRIC THREADS TO BS 3643 Pt. 2 : 1981 CLASS 6H & 6g

DIMENSIONS IN MILLIMETRES
FIRST ANGLE PROJECTION
CONTRACTORS NAME & DRAWING NUMBER
ABB

		DATE
DRAWN	SA	12/9/96
CHECKED	B.D	2-10-96
DESIGN APPROVED		2.10.96
APPROVED		3/10/96

LONDON UNDERGROUND LIMITED
PROFESSIONAL SERVICES GROUP ROLLING STOCK ENGINEERING

STOCK & LOCATION ZONE 00-00
A60/62 STOCK SAFETY ENG MODS ~ TRAILER CAR

TITLE (SHEET 1 OF 2)
GENERAL ARRANGEMENT OF TRAILER CAR

A0 ORIGINAL SCALE 1:20 DRAWING NUMBER 80301 ISSUE P1 P2 P3 A

DRAWING NUMBER 80302

REMOVE ALL BURRS & SHARP EDGES IF IN DOUBT ASK DO NOT SCALE DRAWING TO COMPLY WITH BS 5536

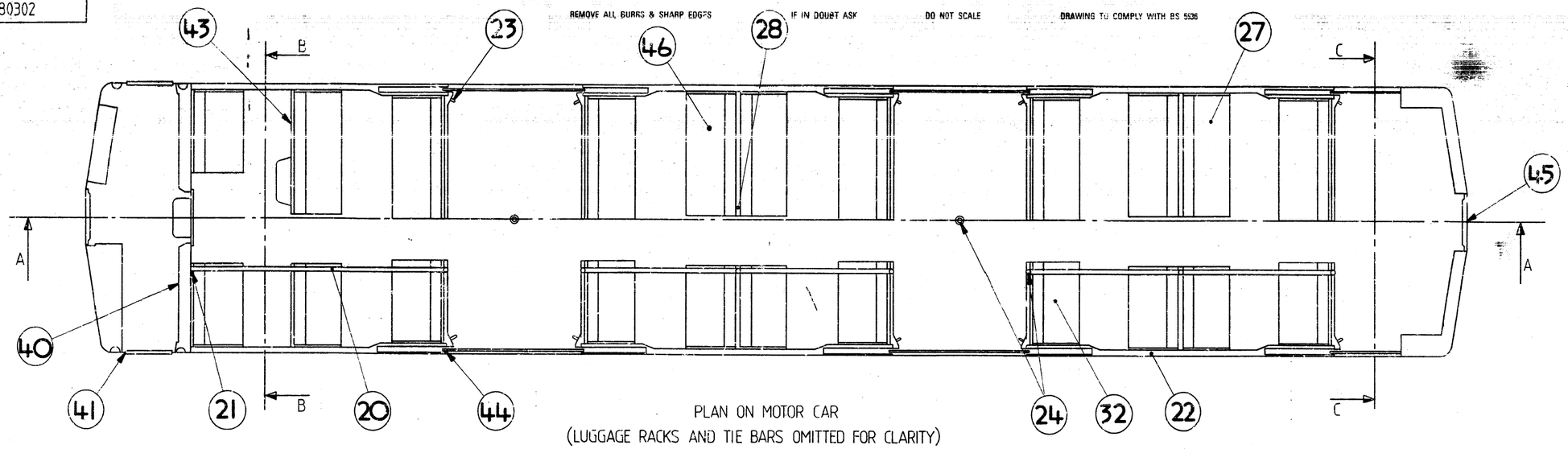

PLAN ON MOTOR CAR
(LUGGAGE RACKS AND TIE BARS OMITTED FOR CLARITY)

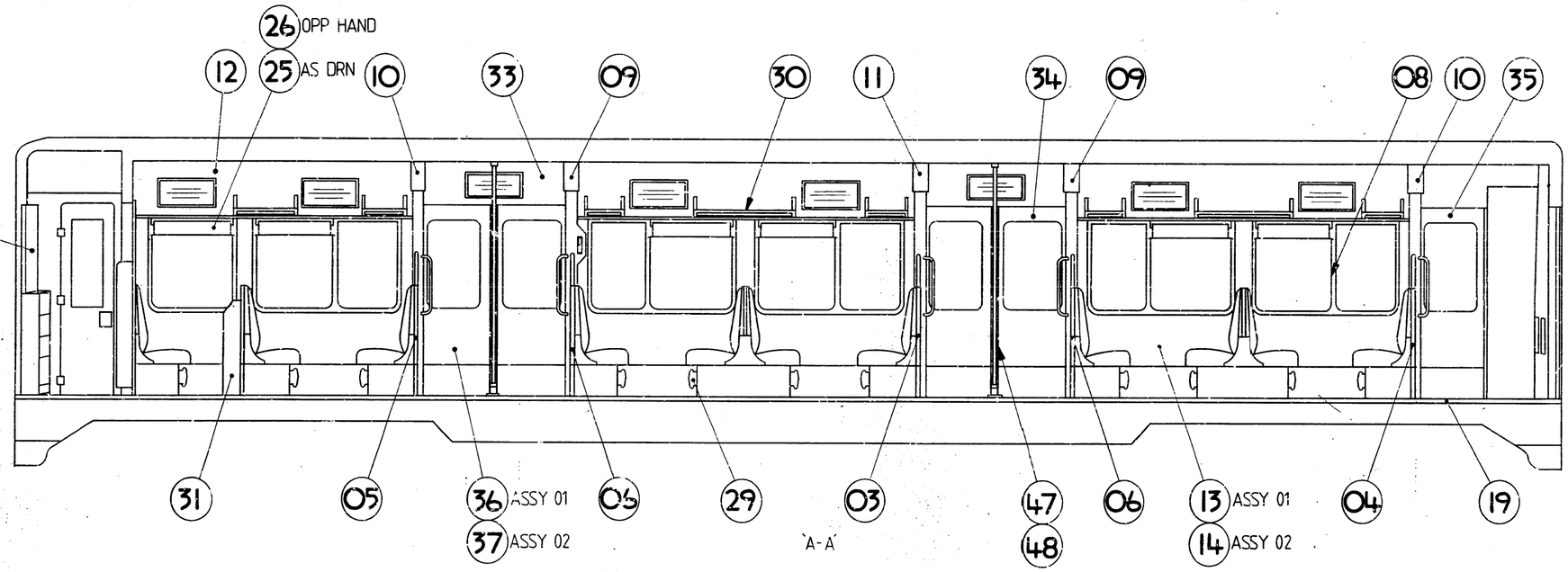

01 INTERIOR ARRANGEMENT OPO

02 INTERIOR ARRANGEMENT NON OPO

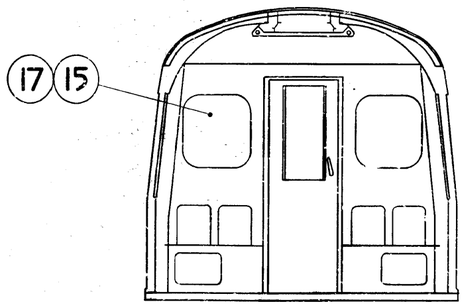

CC

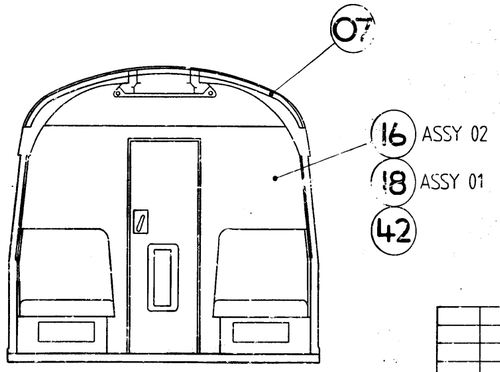

BB

NOTE
1- FOR INTERIOR ARRGT OF TRAILER CAR
SEE DRG N° 80303.

VALID ONLY ON RELEASE DATE SHOWN

11 MAR 2016

Transport for London
London Underground
MAYOR OF LONDON
UNCONTROLLED COPY
WILL NOT BE UPDATED
THIS DRAWING MAY NOT BE CURRENT AND SUBJECT TO AMENDMENT. THEREFORE DO NOT PROCURE OR MANUFACTURE ANY PART THERE OF, WITHOUT FIRST SEEKING VERIFICATION FROM THE RSE - ERM BEFORE USE

MODIFICATIONS		
FIRST ISSUE D.I.N. No.		P1
RE-DRAWN (DQ 260)	SA 25/9/96	P2
NOTE 1 ADDED (DQ 327)	PSG 23/9/96	P3
1st ISSUE L.U.L. MET CRS 2106		

MATERIAL & SPECIFICATION
SEE PARTS LIST

FINISH & SPECIFICATION
—

STOCK	DRG. No.
A60/62	80300

USED ON

WEIGHT Kg. —
S/L No.

THIS DRAWING AND ANY INFORMATION OR DESCRIPTIVE MATTER SET OUT HEREON ARE THE CONFIDENTIAL AND COPYRIGHT PROPERTY OF LONDON UNDERGROUND Ltd. AND MUST NOT BE DISCLOSED, LOANED, COPIED OR USED FOR MANUFACTURING, TENDERING OR FOR ANY OTHER PURPOSE WITHOUT WRITTEN PERMISSION.
© COPYRIGHT LONDON REGIONAL TRANSPORT DATED AS DRAWN AND AMENDED

TOLERANCES
UNLESS OTHERWISE STATED TOLERANCES ON DIMENSIONS NOT LIMITED ARE:
NO DECIMAL PLACES ±
ONE DECIMAL PLACE ±
TWO DECIMAL PLACES ±
ANGULAR ±
METRIC THREADS TO BS 3643 Pt. 2 : 1981 CLASS 6H & 6g

DIMENSIONS IN MILLIMETRES
FIRST ANGLE PROJECTION
CONTRACTORS NAME & DRAWING NUMBER: ABB

		DATE
DRAWN	SA	16/9/96
CHECKED	BD	2-10-96
DESIGN APPROVED		2.10.96
APPROVED		3/10/96

LONDON UNDERGROUND LIMITED
PROFESSIONAL SERVICES GROUP
ROLLING STOCK ENGINEERING

STOCK & LOCATION ZONE 00-00
A60/62 STOCK SAFETY ENG MODS~MOTOR CAR

TITLE
INTERIOR ARRANGEMENT OF MOTOR CAR
(SHT 1 OF 4)

A0 ORIGINAL SCALE 1:20 DRAWING NUMBER 80302

ISSUE X P1 P2 P3 A

DRAWING NUMBER 80303

REMOVE ALL BURRS & SHARP EDGES — IF IN DOUBT ASK — DO NOT SCALE — DRAWING TO COMPLY WITH BS 5536

MODIFICATIONS		
FIRST ISSUE D.I.N. No.		P1
RE-DRAWN (DQ 2681)	SA 26/9/96	P2
NOTE 1 ADDED (DQ 2671)	PJC 23/..	P3
1st ISSUE MET CRS 2106	L.U.L.T.	A

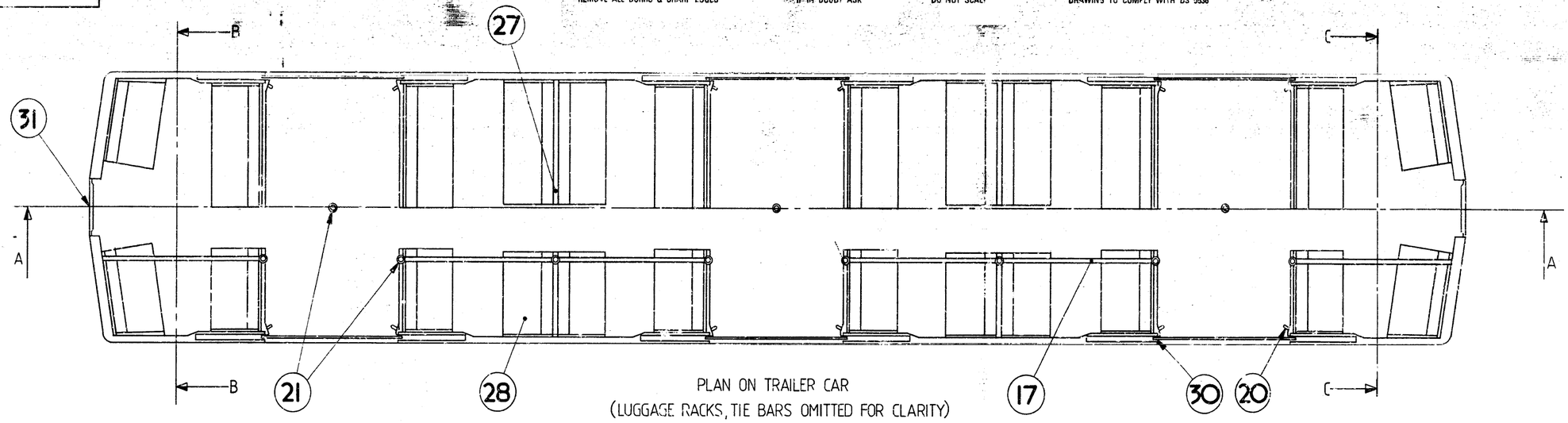

PLAN ON TRAILER CAR
(LUGGAGE RACKS, TIE BARS OMITTED FOR CLARITY)

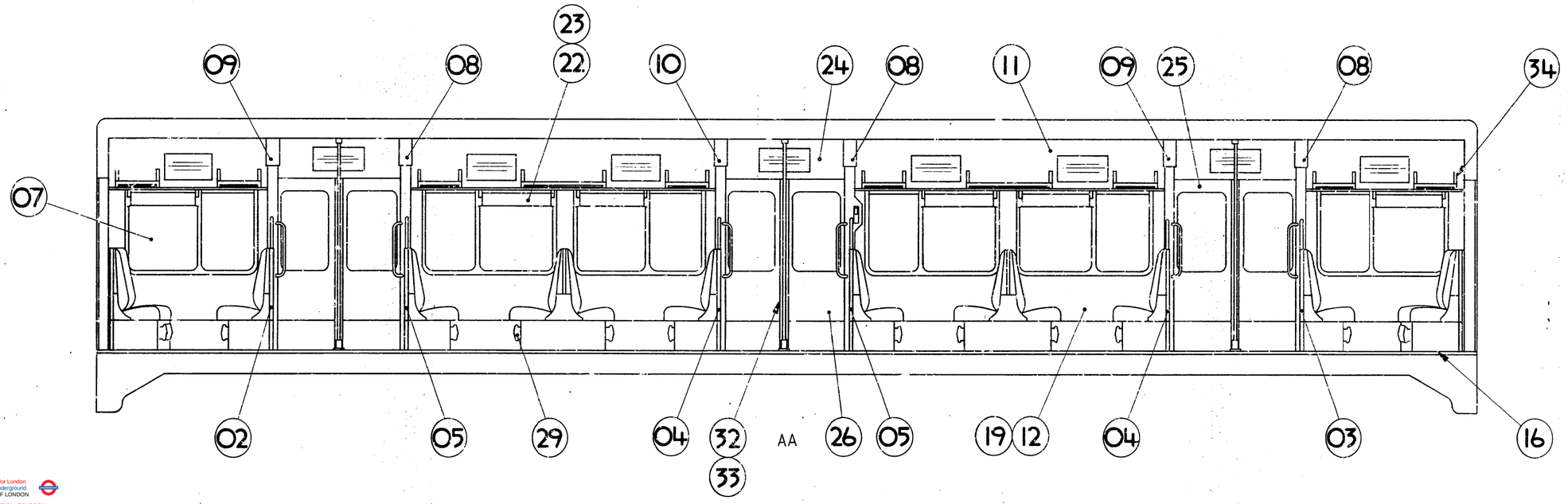

Transport for London
London Underground
MAYOR OF LONDON
UNCONTROLLED COPY
WILL NOT BE UPDATED
THIS DRAWING MAY NOT BE CURRENT AND SUBJECT TO AMENDMENT. THEREFORE DO NOT PROCURE OR MANUFACTURE ANY PART THERE OF, WITHOUT FIRST SEEKING VERIFICATION FROM THE RSE – ERM BEFORE USE

Transport for London
London Underground
MAYOR OF LONDON
UNCONTROLLED COPY
WILL NOT BE UPDATED
THIS DRAWING MAY NOT BE CURRENT AND SUBJECT TO AMENDMENT. THEREFORE DO NOT PROCURE OR MANUFACTURE ANY PART THERE OF, WITHOUT FIRST SEEKING VERIFICATION FROM THE RSE – ERM BEFORE USE

VALID ONLY ON RELEASE DATE SHOWN

11 MAR 2016

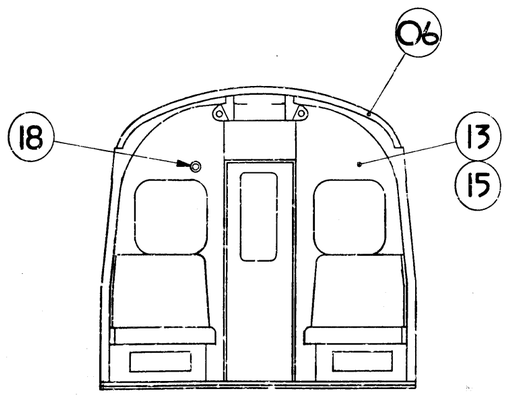

BB

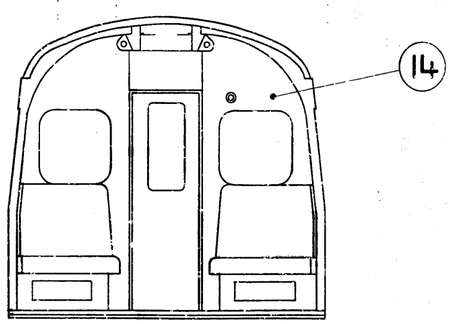

CC

01

NOTE
1- FOR INTERIOR ARRGT OF MOTOR CAR SEE DRG N° 80302.

MATERIAL & SPECIFICATION
SEE PARTS LIST

FINISH & SPECIFICATION

STOCK	DRG. No.
A60/62	80301

USED ON

WEIGHT Kg.

S/L No.

THIS DRAWING AND ANY INFORMATION OR DESCRIPTIVE MATTER SET OUT THEREON ARE THE CONFIDENTIAL AND COPYRIGHT PROPERTY OF LONDON UNDERGROUND Ltd. AND MUST NOT BE DISCLOSED, LOANED, COPIED OR USED FOR MANUFACTURING, RENDERING OR FOR ANY OTHER PURPOSE WITHOUT WRITTEN PERMISSION.
© COPYRIGHT LONDON REGIONAL TRANSPORT DATED AS DRAWN AND AMENDED

TOLERANCES
UNLESS OTHERWISE STATED TOLERANCES ON DIMENSIONS NOT LIMITED ARE:
NO DECIMAL PLACES ±
ONE DECIMAL PLACE ±
TWO DECIMAL PLACES ±
ANGULAR ±
METRIC THREADS TO BS 3643 Pt. 2 : 1981 CLASS 6H & 6g

DIMENSIONS IN MILLIMETRES
FIRST ANGLE PROJECTION
CONTRACTORS NAME & DRAWING NUMBER: ABB

		DATE
DRAWN	SA	24/9/96
CHECKED	BD	2-10-96
DESIGN APPROVED	[illegible]	2.10.96
APPROVED	[illegible]	3/10/96

LONDON UNDERGROUND LIMITED
PROFESSIONAL SERVICES GROUP
ROLLING STOCK ENGINEERING

STOCK & LOCATION ZONE 00-00
A60/62 STOCK SAFETY ENG MODS ~ TRAILER CAR INTERIOR

TITLE
INTERIOR ARRANGEMENT OF TRAILER CAR
(SHT 1 OF 3)

A0 ORIGINAL SCALE 1:20 DRAWING NUMBER 80303

ISSUE A P1 P2 P3 A

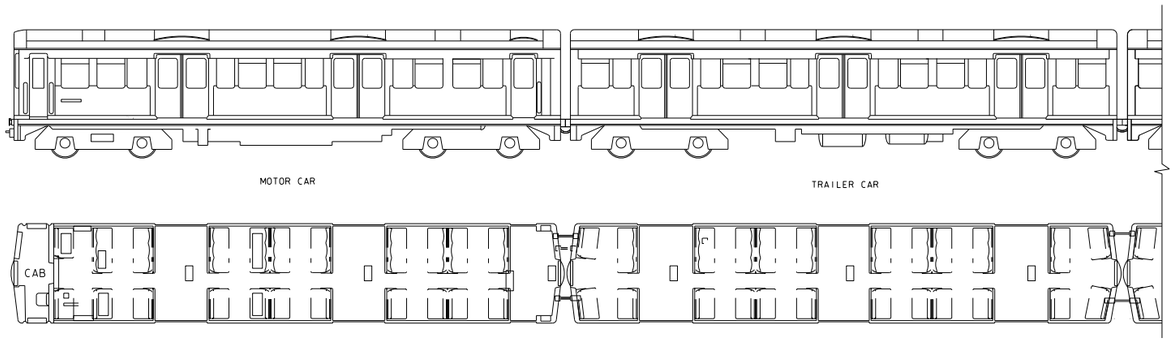

Transport for London
London Underground
MAYOR OF LONDON
UNCONTROLLED COPY
WILL NOT BE UPDATED
THIS DRAWING MAY NOT BE CURRENT AND SUBJECT TO AMENDMENT. THEREFORE DO NOT PROCURE OR MANUFACTURE ANY PART THERE OF, WITHOUT FIRST SEEKING VERIFICATION FROM THE RSE – SRM BEFORE USE

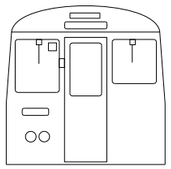

CAB EXTERIOR
DRIVING MOTOR CAR
UNCOUPLING DRIVING MOTOR CAR
MIDDLE MOTOR CAR

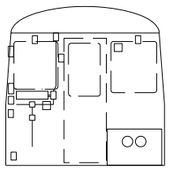

CAB FRONT WALL
DRIVING MOTOR CAR AND
UNCOUPLING DRIVING MOTOR CAR
(VIEWED FROM INSIDE OF CAB)

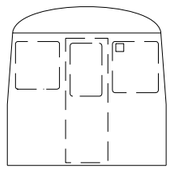

CAB FRONT WALL
MIDDLE MOTOR CAR
(VIEWED FROM INSIDE OF CAB)

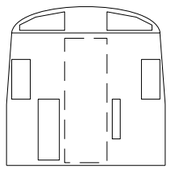

CAB BACK WALL
DRIVING MOTOR CAR AND
UNCOUPLING DRIVING MOTOR CAR
(VIEWED FROM INSIDE OF CAB)

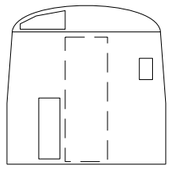

CAB BACK WALL
MIDDLE MOTOR CAR
(VIEWED FROM INSIDE OF CAB)

TRAIN FORMATIONS

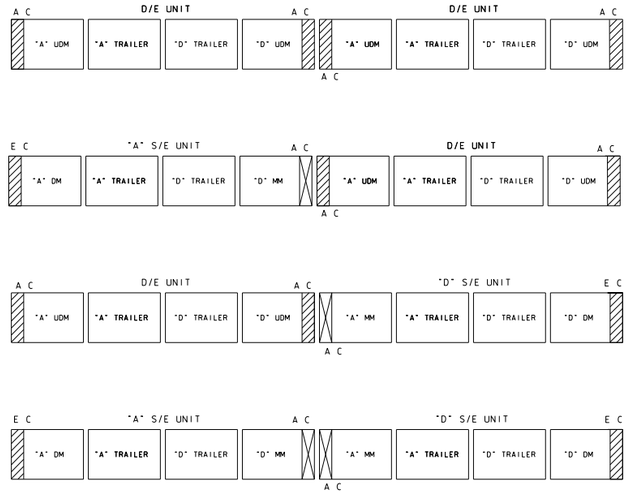

ABBREVIATIONS

A C = AUTO-COUPLER
E C = EMERGENCY COUPLER

Transport for London
London Underground
MAYOR OF LONDON
UNCONTROLLED COPY
WILL NOT BE UPDATED
THIS DRAWING MAY NOT BE CURRENT AND SUBJECT TO AMENDMENT. THEREFORE DO NOT PROCURE OR MANUFACTURE ANY PART THERE OF, WITHOUT FIRST SEEKING VERIFICATION FROM THE RSE – SRM BEFORE USE

KEY

FULL CAB

SHUNTING CAB

VALID ONLY ON RELEASE DATE SHOWN
11 MAR 2016

TITLE
GENERAL ARRANGEMENT
AND TRAIN FORMATION

STOCK A60/62 REFURBISHED

DRAWING NUMBER 91563

A

PAGE 05

No.1 SIDE 'A' MM CAR
No.2 SIDE 'D' MM CAR

ABBREVIATIONS
MA = MOTOR ALTERNATOR
SCAT = SPEED CONTROL AFTER TRIPPING

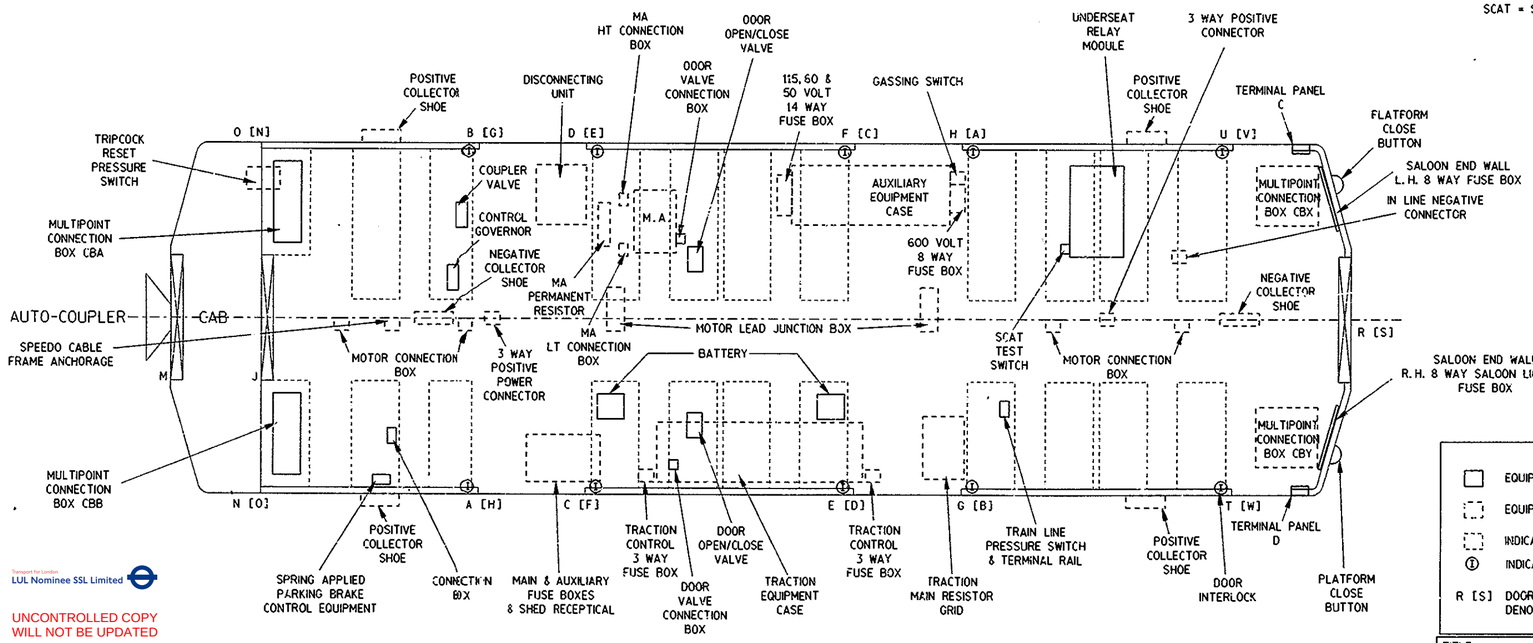

No.2 SIDE 'A' MM CAR
No.1 SIDE 'D' MM CAR

KEY

- EQUIPMENT FITTED ABOVE FLOOR LEVEL.
- EQUIPMENT FITTED BELOW FLOOR LEVEL.
- INDICATES SEAT OUTLINES
- INDICATES DOOR INTERLOCK
- R [S] DOOR IDENTIFICATION IN BRACKETS DENOTES 'D' CAR DIFFERENCES

TITLE
BLOCK PLANS - UNDERFRAME MIDDLE MOTOR CAR

STOCK A60/62 REFURBISHED

DRAWING NUMBER 91567

MODIFICATIONS

FIRST ISSUE MET CRS 2116		A

Transport for London
LUL Nominee SSL Limited

UNCONTROLLED COPY WILL NOT BE UPDATED

DRAWING VALID ONLY ON DATE OF PRINT

IF DRAWING IS FOR MANUFACTURE CHECK WITH ERM SECTION BEFORE USE

Transport for London
LUL Nominee SSL Limited

UNCONTROLLED COPY WILL NOT BE UPDATED

DRAWING VALID ONLY ON DATE OF PRINT

IF DRAWING IS FOR MANUFACTURE CHECK WITH ERM SECTION BEFORE USE

THIS DRAWING AND ANY INFORMATION OR DESCRIPTIVE MATTER SET OUT HEREON ARE THE CONFIDENTIAL AND COPYRIGHT PROPERTY OF LONDON UNDERGROUND Ltd., AND MUST NOT BE DISCLOSED, LOANED, COPIED OR USED FOR MANUFACTURING, TENDERING OR FOR ANY OTHER PURPOSE WITHOUT WRITTEN PERMISSION

COPYRIGHT
© LONDON REGIONAL TRANSPORT
DATED AS DRAWN AND AMENDED

DIMENSIONS IN	CAD		DATE
FIRST ANGLE PROJECTION	DRAWN	M.T.	13/08/97
	CHECKED		09/10/97
CONTRACTORS NAME & DRAWING NUMBER	DESIGN APPROVED		
	APPROVED		21-10-97

LONDON UNDERGROUND LIMITED

PROFESSIONAL SERVICES GROUP
ROLLING STOCK ENGINEERING

STOCK & LOCATION	TITLE
A60/62 REFURBISHED	BLOCK PLANS - UNDERFRAME MIDDLE MOTOR CAR

CAD	ORIGINAL SCALE	DRAWING NUMBER	91567	ISSUE	A

A403 630-295
Filename /usr/remote/sch/metropolitan/working/met+crs2116b/91567.dg
Printed 26-SEP-1997 10:26
by mzsrlc

A1 20 19 18 17 16 A2 14 13 12 11 A3 9 8 A4 +-jmtec A4 8 9 A3 11 12 13 14 A2 16 17 18 19 20 A1 2

METRONET
RAIL SSL LIMITED

MODIFICATIONS		
FIRST ISSUE		A
MET CRS 2116		
MET CRS 2153		
No.1 SIDE 'D' DM & UDM CARS WAS No.2 SIDE 'D' DM & UDM CARS. No.2 SIDE 'D' DM & UDM CARS WAS No.1 SIDE 'D' DM & UDM CARS. GRID REF F3.		
MT 23/03/98		B

PAGE 03

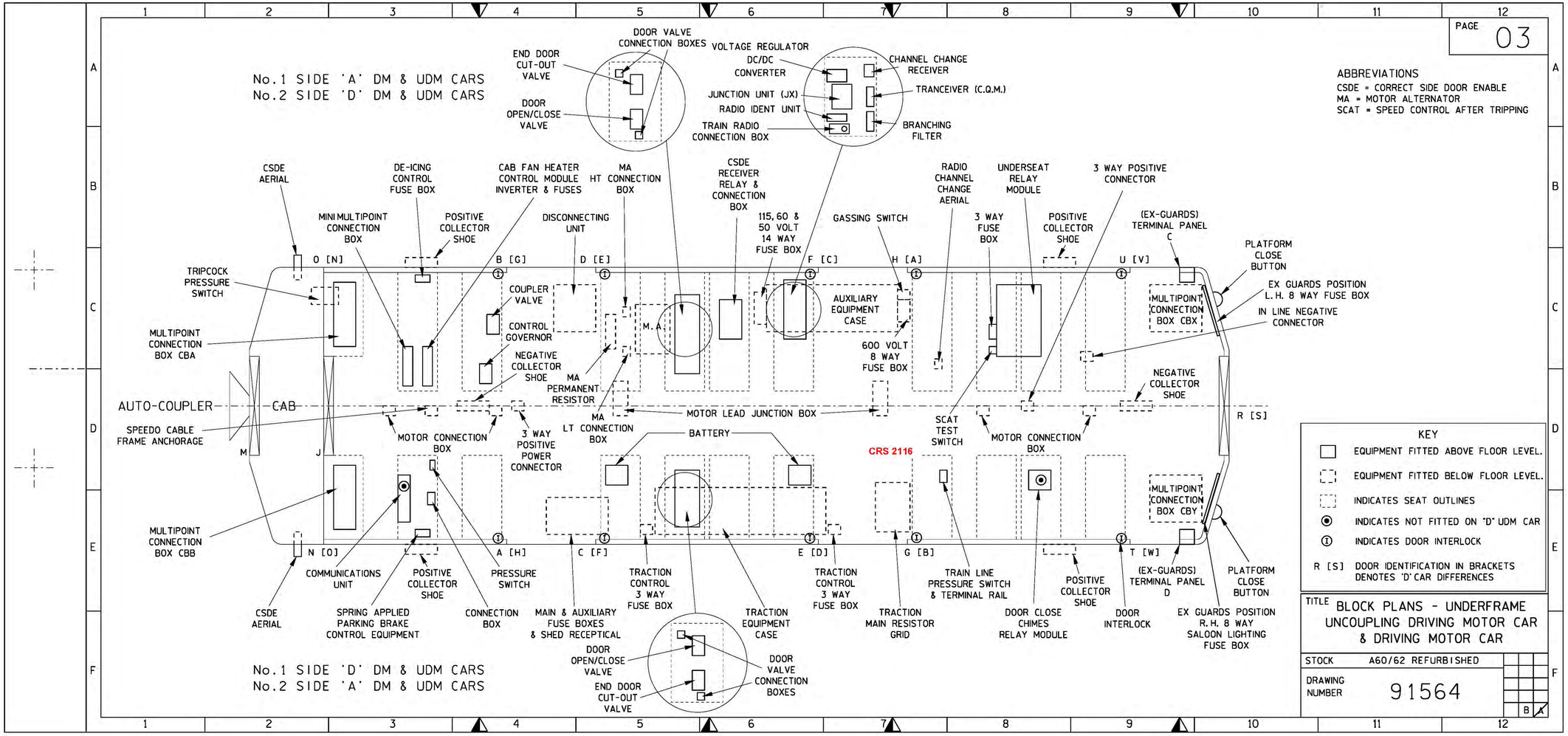

ABBREVIATIONS
CSDE = CORRECT SIDE DOOR ENABLE
MA = MOTOR ALTERNATOR
SCAT = SPEED CONTROL AFTER TRIPPING

KEY
- EQUIPMENT FITTED ABOVE FLOOR LEVEL.
- EQUIPMENT FITTED BELOW FLOOR LEVEL.
- INDICATES SEAT OUTLINES
- INDICATES NOT FITTED ON "D" UDM CAR
- INDICATES DOOR INTERLOCK
- R [S] DOOR IDENTIFICATION IN BRACKETS DENOTES 'D' CAR DIFFERENCES

TITLE BLOCK PLANS - UNDERFRAME UNCOUPLING DRIVING MOTOR CAR & DRIVING MOTOR CAR

STOCK A60/62 REFURBISHED

DRAWING NUMBER 91564

B A

THIS DRAWING AND ANY INFORMATION OR DESCRIPTIVE MATTER SET OUT HEREON ARE THE CONFIDENTIAL AND COPYRIGHT PROPERTY OF LONDON UNDERGROUND Ltd., AND MUST NOT BE DISCLOSED, LOANED, COPIED OR USED FOR MANUFACTURING, TENDERING OR FOR ANY OTHER PURPOSE WITHOUT WRITTEN PERMISSION

© COPYRIGHT LONDON REGIONAL TRANSPORT DATED AS DRAWN AND AMENDED

DIMENSIONS IN	CAD		DATE
FIRST ANGLE PROJECTION	DRAWN	M.T.	26/04/97
	CHECKED		09/10/97
CONTRACTORS NAME & DRAWING NUMBER	DESIGN APPROVED		
	APPROVED		21/10/97

LONDON UNDERGROUND LIMITED
PROFESSIONAL SERVICES GROUP
ROLLING STOCK ENGINEERING

STOCK & LOCATION: A60/62 REFURBISHED

TITLE: BLOCK PLANS - UNDERFRAME UNCOUPLING DRIVING MOTOR CAR & DRIVING MOTOR CAR

CAD ORIGINAL SCALE | DRAWING NUMBER 91564 | ISSUE A B

A403 630:295
Filename v:\users\baldwida\PW*Work\dms06911\91564.dgn
Printed 10/06/04
by BALDWIDA EIS

METRONET
RAIL SSL LIMITED

MODIFICATIONS		
FIRST ISSUE		A
MET CRS 2116		

PAGE 04

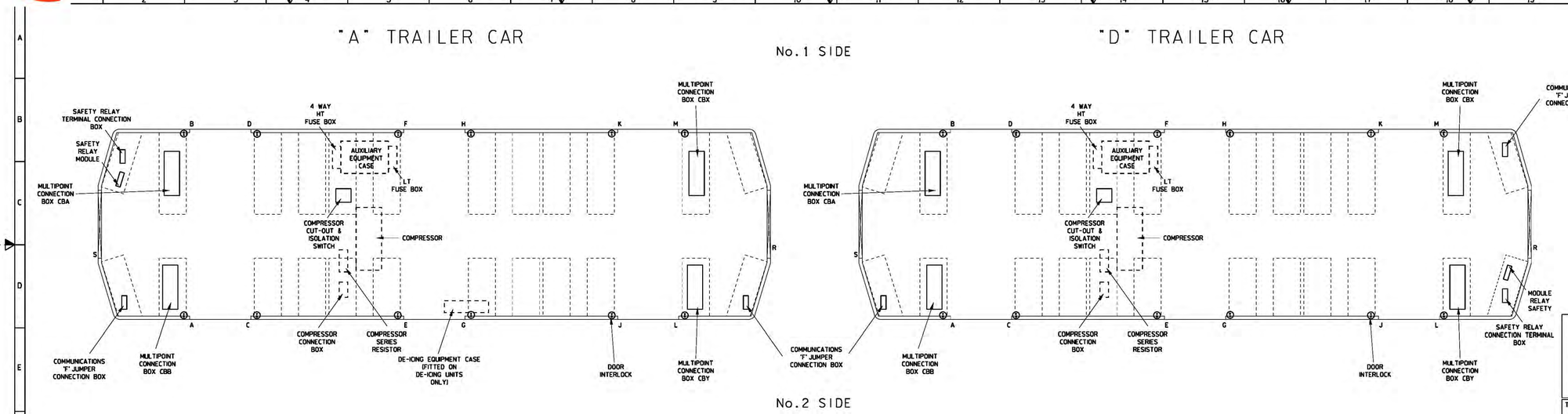

KEY
- EQUIPMENT FITTED ABOVE FLOOR LEVEL.
- EQUIPMENT FITTED BELOW FLOOR LEVEL.
- INDICATES SEAT OUTLINES
- INDICATES DOOR INTERLOCK

TITLE
BLOCK PLANS - UNDERFRAME TRAILER CARS

STOCK A60/62 REFURBISHED

DRAWING NUMBER 91565

A

THIS DRAWING AND ANY INFORMATION OR DESCRIPTIVE MATTER SET OUT HEREON ARE THE CONFIDENTIAL AND COPYRIGHT PROPERTY OF LONDON UNDERGROUND Ltd., AND MUST NOT BE DISCLOSED, LOANED, COPIED OR USED FOR MANUFACTURING, TENDERING OR FOR ANY OTHER PURPOSE WITHOUT WRITTEN PERMISSION

© COPYRIGHT LONDON REGIONAL TRANSPORT DATED AS DRAWN AND AMENDED

DIMENSIONS IN MILLIMETRES

FIRST ANGLE PROJECTION

CONTRACTORS NAME & DRAWING NUMBER

CAD		DATE
DRAWN	M.T.	26/04/97
CHECKED	CSJR	22/09/97
DESIGN APPROVED		
APPROVED	eQ	25/09/97

LONDON UNDERGROUND LIMITED

PROFESSIONAL SERVICES GROUP
ROLLING STOCK ENGINEERING

STOCK & LOCATION: A60/62 REFURBISHED

TITLE: BLOCK PLANS - UNDERFRAME TRAILER CARS

ORIGINAL SCALE: NTS

DRAWING NUMBER: 91565

ISSUE: A

SCALE 1:1

A405 1050295
Filename: x:\users\baldwida\PW~Work\dms069111\91565.dgn
Printed 10/06/04
by BALDWIDA EIS

HALF SECTIONAL ELEVATION ON A.A.

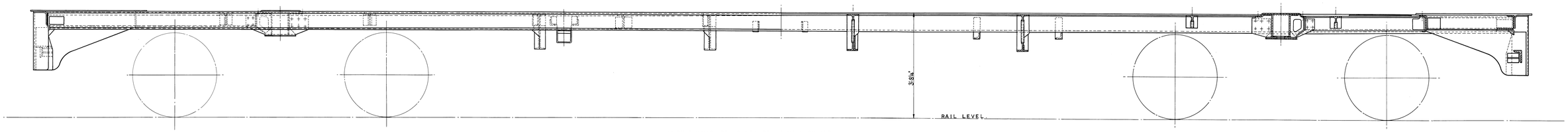

✓ DIMENSIONS ARE TO CENTRELINE OF CROSSBARS.

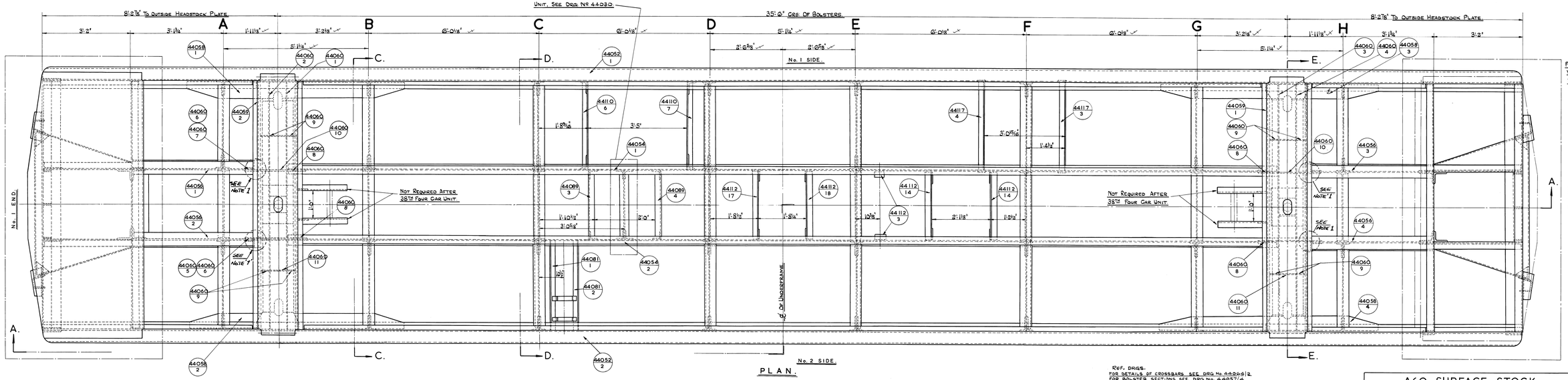

PLAN.

REF. DRGS.
FOR DETAILS OF CROSSBARS SEE DRG. No. 44064/2
FOR BOLSTER SECTIONS SEE DRG. No. 44037/4
FOR CROSSBAR SECTION SEE DRG. No. 44065/1

SECTION ON C.C.

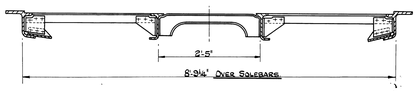

SECTION ON D.D.

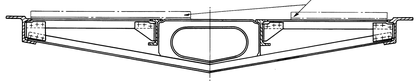

STIFFENERS DRG. Nº 44127 ON CROSSBARS C & F ONLY. DRAUGHT SCREEN BOTTOM ANGLES DRG. Nº 43887 FITTED TO REMAINING CROSSBARS.

SECTION ON E.E.



NOTES:-
1 FOR BOLSTER GUSSET REPAIR SEE DRAWING No 64297

MODIFICATIONS		
FIRST ISSUE		
DRG. No.		
1964-7-1	1127	4 RESERVED CIRCLES ADDED AT FRAMING SECTION OF BOLSTERS AND INSTALL ADDED	3
1963-12-13	1086	SHADING. DRG. REF. 3-3-63	1

A60 SURFACE STOCK.

UNDERFRAME STRUCTURE.
(TRAILER CAR.)

SCALE:- 1 INCHES TO A FOOT.

LONDON TRANSPORT EXECUTIVE
CHIEF MECHL. ENGINEERS OFFICE.

DRG. No. 44008.

DATE 3-7-64

A

OFFICE 412 | FILING 412

CONTRACTORS DRG. No. 28956

Transport for London
TRANSPORT FOR LONDON
MAYOR OF LONDON
UNCONTROLLED COPY
WILL NOT BE UPDATED
THIS DRAWING MAY NOT BE CURRENT AND SUBJECT TO AMENDMENT OR MODIFICATION. DO NOT ACT ON THIS MANUALLY OR DEEP PART THERE OF WITHOUT FIRST SEEKING VERIFICATION FROM THE PDE - DRM BEFORE USE

HALF SECTIONAL ELEVATION ON A - A.

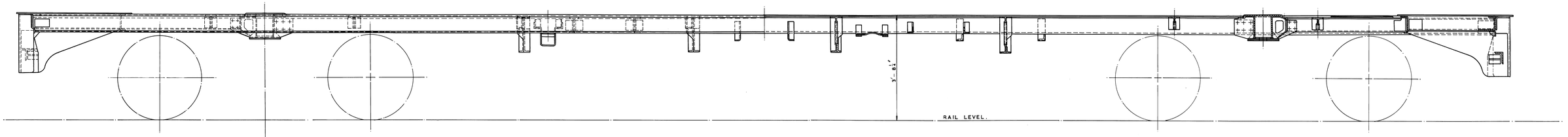

✓ DIMENSIONS ARE TO CENTRELINES OF CROSSBARS.

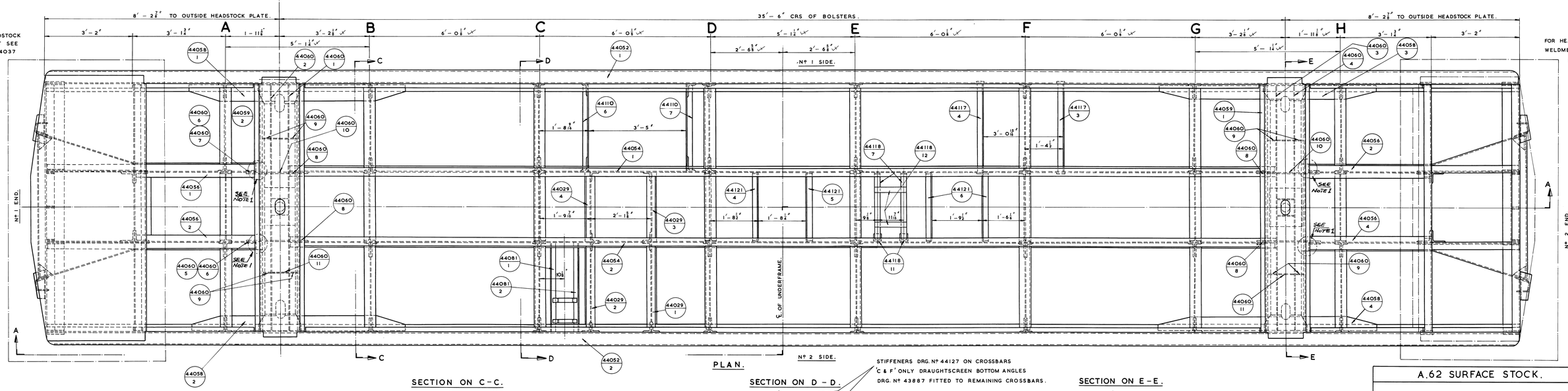

SECTION ON C-C.

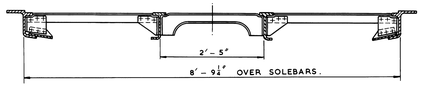

SECTION ON D - D.

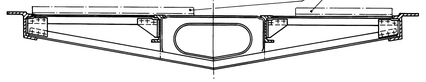

STIFFENERS DRG. Nº 44127 ON CROSSBARS
'C & F' ONLY DRAUGHTSCREEN BOTTOM ANGLES
DRG. Nº 43887 FITTED TO REMAINING CROSSBARS.

SECTION ON E-E.

REF DRGS.
FOR DETAILS OF CROSSBARS SEE DRG. Nº 44064
FOR BOLSTER SECTIONS SEE DRG. Nº 44057
FOR CROSSBAR SECTION SEE DRG. Nº 44062

NOTES:-
1 FOR BOLSTER GUSSET REPAIR SEE DRG No. 64297

MODIFICATIONS		
FIRST ISSUE		
D.L.N. No.	Mod. No 11187	
	4 REFERENCED CIRCLES ADDED. 1 REFERENCED CIRCLE ADDED OF BOLSTERS AND ROD. 1 ADDED. SAI/DC.L.E. 17/7/64 DN 1187 - 23.9.64	A

A.62 SURFACE STOCK.

UNDERFRAME STRUCTURE.
(TRAILER CAR.)

SCALE : ONE INCH TO A FOOT.

LONDON TRANSPORT EXECUTIVE.
CHIEF MECHL ENGINEER'S OFFICE.

DRG. Nº 44010

DATE 1·7·64

A

OFFICE 412 | FILING 412

CONTRACTOR'S DRG. No. 29296.

Transport for London
London Underground
MAYOR OF LONDON
UNCONTROLLED COPY
WILL NOT BE UPDATED
THIS DRAWING MAY NOT BE CURRENT
DUE TO RECENT CHANGES
THEREFORE DO NOT PROCURE OR
MANUFACTURE FROM THIS DRAWING
WITHOUT FIRST OBTAINING VERIFICATION
FROM THE RSE - SRM BEFORE USE

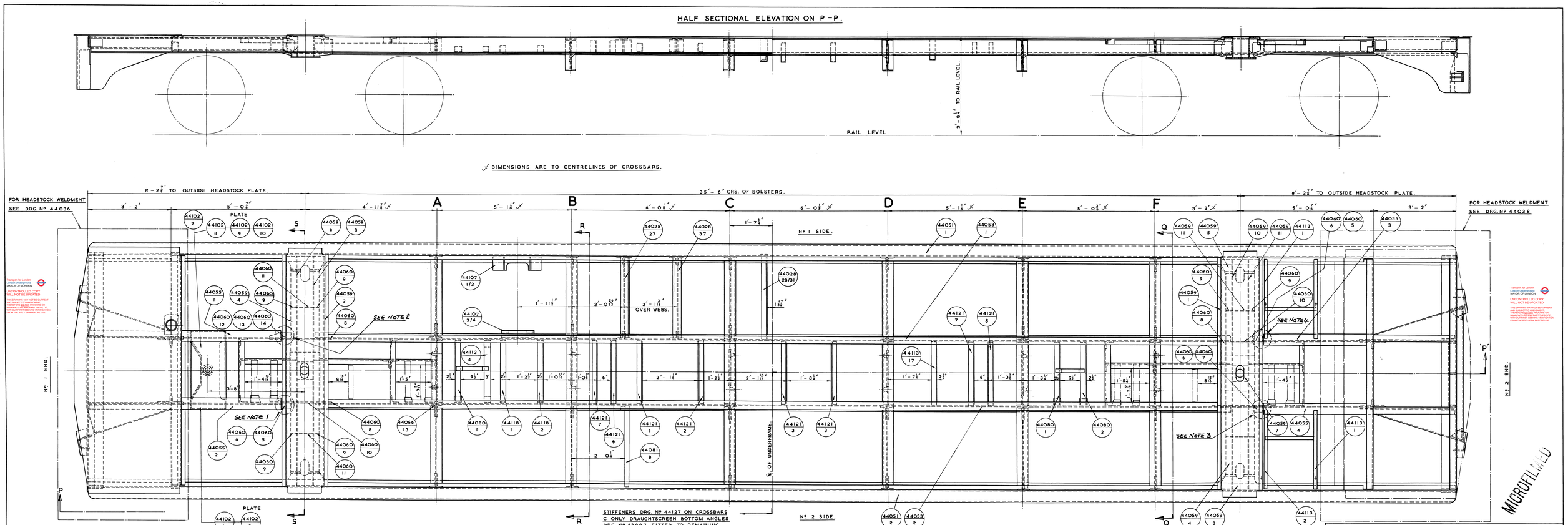

REF DRGS.

FOR DETAILS OF CROSSBARS SEE DRG. Nº 44063

FOR BOLSTER SECTIONS SEE DRG. Nºs 44057/4

FOR CROSSBAR SECTION (EXTRUSIONS) SEE DRG. Nº 44062

FOR TRAP FRAMES SEE DRG. Nº 44087

NOTES:-

1. FOR BOLSTER GUSSET REPAIR SEE DRG. No. 64294
2. No REPAIR IN THIS POSN
3. FOR BOLSTER GUSSET REPAIR SEE DRG. No 64295
4. FOR BOLSTER GUSSET REPAIR SEE DRG No. 64296

MODIFICATIONS	
FIRST ISSUE	
MOD Nº 11157 C REPLACED. C WAS FITTED AT INTERSECTION OF CROSSBARS & END LONGITUDES. A WAS FITTED TO 'C' ADDED. SAUNDLE DW 18/2/69	A

A. 62 SURFACE STOCK.

UNDERFRAME STRUCTURE.

(DRIVING MOTOR.)

SCALE: ONE INCH TO A FOOT.

LONDON TRANSPORT EXECUTIVE.

CHIEF MECHL ENGINEER'S OFFICE.

DRG. Nº 44009

DATE. 3-7-64

A

OFFICE 412 | FILING 412

CONTRACTORS DRG. Nº 29295

HALF SECTIONAL ELEVATION ON P. P.

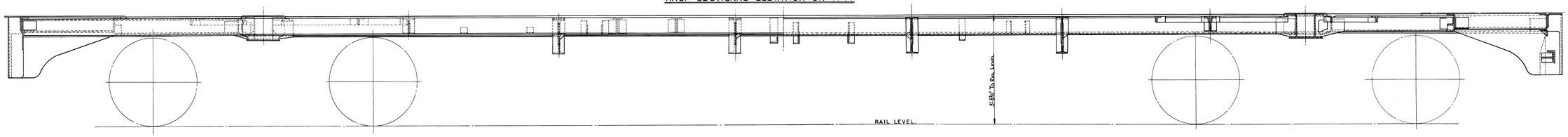

✓ DIMENSIONS ARE TO CENTRELINES OF CROSSBARS.

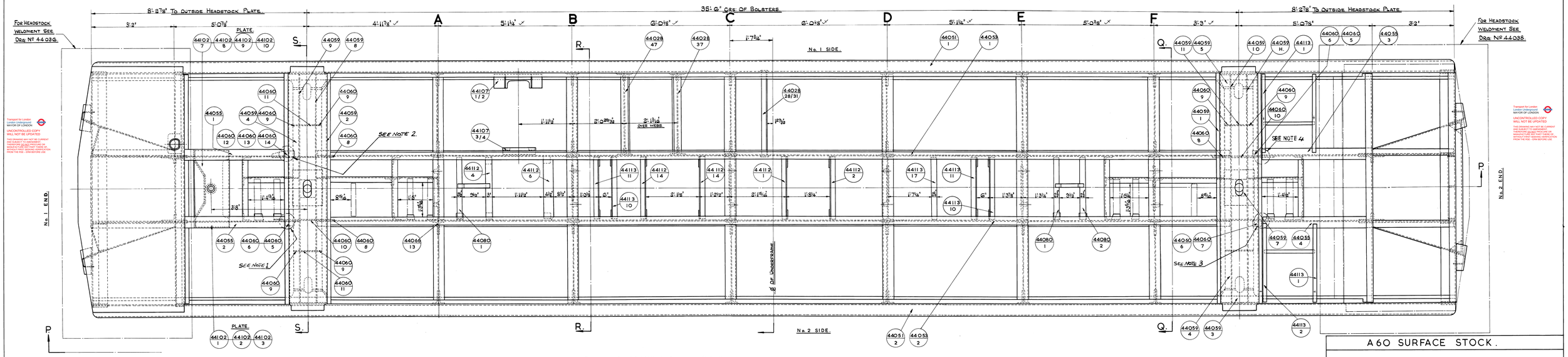

SECTION ON Q.Q.

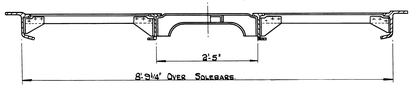

Stiffeners Drg. No 44127 On Crossbars C Only.
Draughtscreen Bottom Angles Drg. No 43887 Fitted To Remaining Crossbars.

SECTION ON R.R.

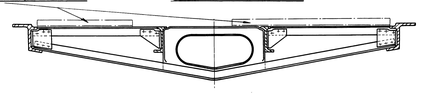

SECTION ON S.S.

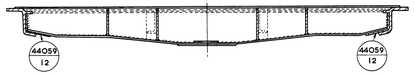

NOTES:-
1. FOR BOLSTER GUSSET REPAIR SEE DRG. No. 64294
2. No REPAIR IN THIS POSITION.
3. FOR BOLSTER GUSSET REPAIR SEE DRG. No 64295
4. FOR BOLSTER GUSSET REPAIR SEE DRG. No 64296

REF DRGS
For Details Of Crossbars See Drg. No 44063.
For Bolster Sections See Drg. No 44057/4.
For Crossbar Section. (Extrusions) See Drg. No 44062.
For Trap Frames See Drg. No 44087/6.

MICROFILMED

MODIFICATIONS		
FIRST ISSUE		
Dwg No.		
	FITTING WITH LIFT HOOKS REMOVED. CIRCLES ADDED TO FITTINGS ON UF BOLSTERS AND END UNDERFRAMES.	A
	CHGD. 1 LINE TO CHGD. 1 LINE.	
	CHGD. 1 LINE.	
	CHGDBLE.	
	E.W. 10.7.25.9.70.	

A60 SURFACE STOCK.

UNDERFRAME STRUCTURE.

DRIVING MOTOR.

SCALE:- 1 INCH TO A FOOT.

LONDON TRANSPORT EXECUTIVE.
CHIEF MECHL ENGINEERS OFFICE.

DRG. No. 44007.

DATE. 3-7-64.

A

OFFICE 412 | FILING 412

CONTRACTORS DRG No 28955

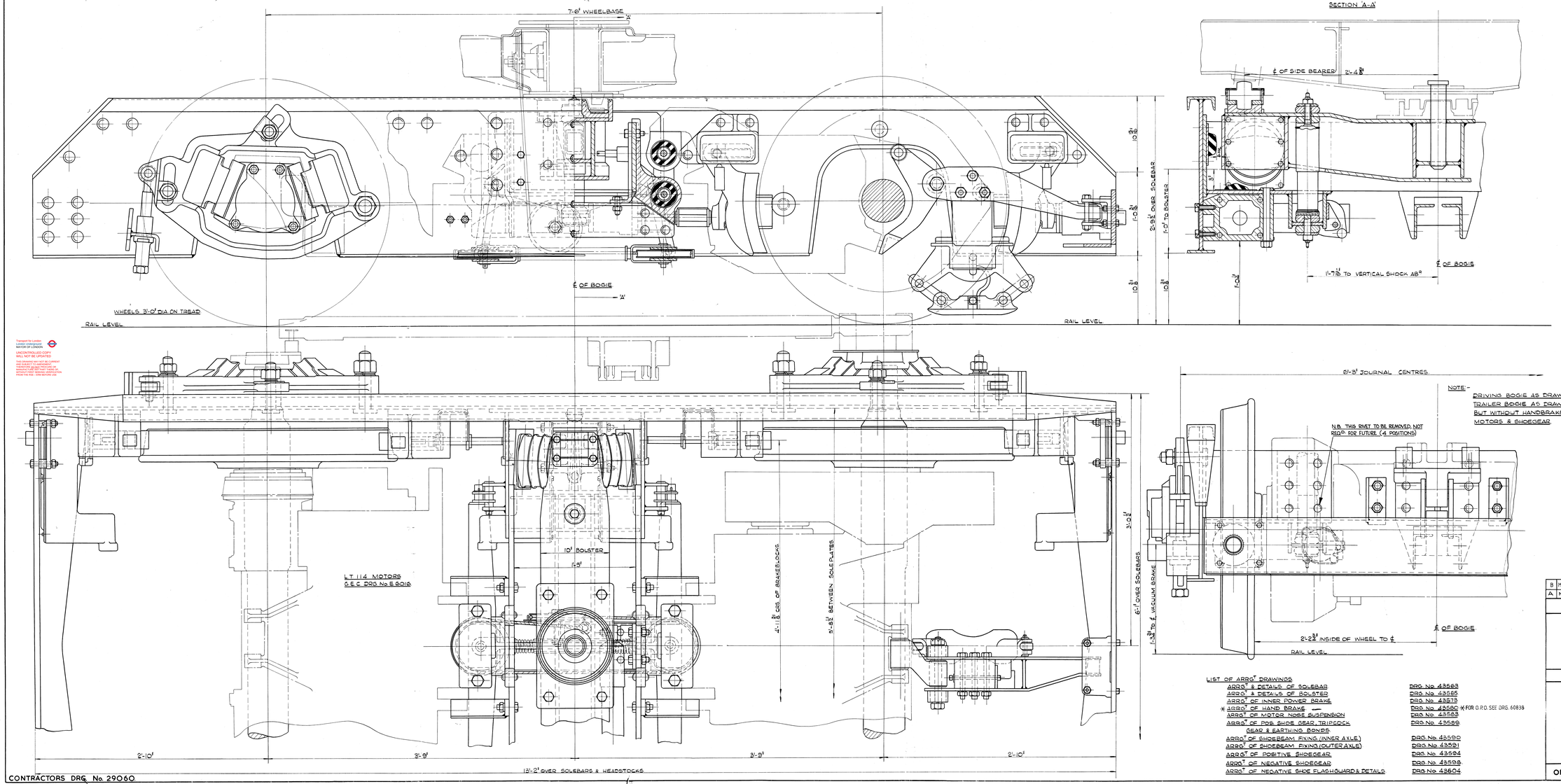

NOTE:- DRIVING BOGIE AS DRAWN. TRAILER BOGIE AS DRAWN BUT WITHOUT HANDBRAKE MOTORS & SHOEGEAR.

NOTE:- EARLIER CARS FITTED WITH BOLSTER ARRANGEMENT AS SHOWN. SUBSEQUENT CARS FITTED WITH MODIFIED, INVERTED BOLSTER.

FOR ARRANGEMENT OF ORIGINAL BOLSTER SEE DRG. No 43579.

FOR ARRANGEMENT OF INVERTED BOLSTER SEE DRG. No 43614

LIST OF ARR^GT DRAWINGS

ARR^GT & DETAILS OF SOLEBAR	DRG. No 43563
ARR^GT & DETAILS OF BOLSTER	DRG. No 43565
ARR^GT OF INNER POWER BRAKE	DRG. No 43573
* ARR^GT OF HAND BRAKE — —	DRG. No 43580 *-FOR O.P.O. SEE DRG. 60838
ARR^GT OF MOTOR NOSE SUSPENSION	DRG. No 43583
ARR^GT OF P.O.B. SHOE GEAR, TRIPCOCK GEAR & EARTHING BONDS	DRG. No 43589
ARR^GT OF SHOEBEAM FIXING (INNER AXLE)	DRG. No 43590
ARR^GT OF SHOEBEAM FIXING (OUTER AXLE)	DRG. No 43591
ARR^GT OF POSITIVE SHOEGEAR	DRG. No 43594
ARR^GT OF NEGATIVE SHOEGEAR	DRG. No 43598
ARR^GT OF NEGATIVE SHOE FLASHGUARD & DETAILS	DRG. No 43604

B	M.O.L.W.-05 O.P.O. CONVERSION NOTE ADDED	JW 23-12-85
A	NOTE ADDED RE. REMOVE RIVET. SEE TM 21435.	RJF 4-3-76

A 60/62. SURFACE STOCK.

BOGIE ARRANGEMENT.

SCALE. 3 INCHES = 1 FOOT.

LONDON TRANSPORT EXECUTIVE
CHIEF MECH^L ENGINEERS OFFICE.

DRG. No. 43562.

DATE. 28 11 62.

OFFICE. 415 FILING. 415

B
A

CONTRACTORS DRG. No. 29060

Transport for London
LENDING LIBRARY
MAYOR OF LONDON
UNCONTROLLED COPY
WILL NOT BE UPDATED
THIS DRAWING MAY NOT BE CURRENT AND SUBJECT TO AMENDMENT. TRANSPORT FOR LONDON OR MANUFACTURER MAY HAVE THERE OF. A CURRENT VERSION MAY BE OBTAINED FROM THE FILE - VERIFY BEFORE USE.

11 MAR 2016

MICROFILMED