

# Seven Sisters

## Line diagram layouts

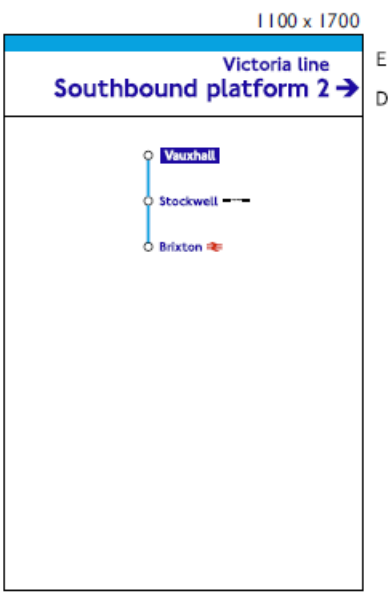
Drawing **V04/LD/01** Rev **0**

RJJ  
March 07

6




7



- architect to confirm available size

861



One - single faced v/e sign fixed to cross-passage wall

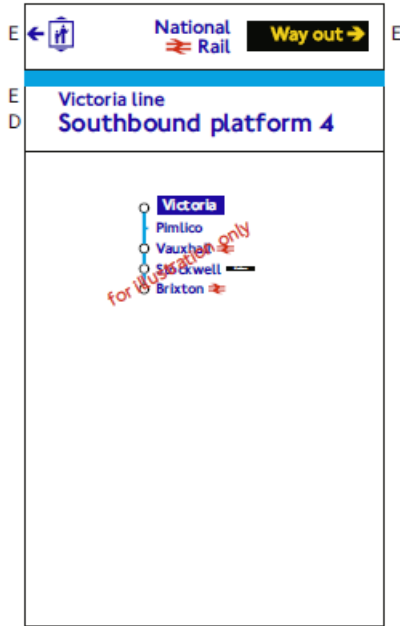
862



One - single faced v/e sign fixed to cross-passage wall

860

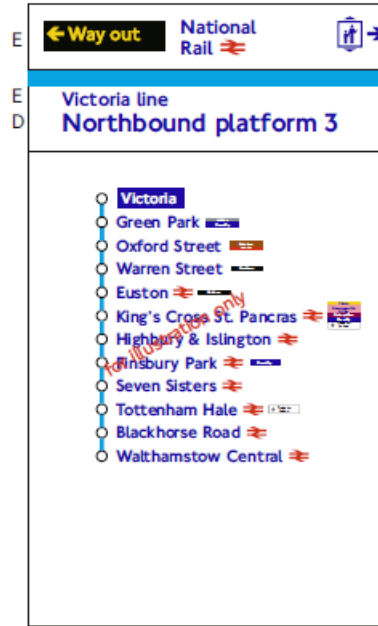
1100 x 1900



Two - single faced v/e sign with non-illuminated 'way out' panel, fixed to wall

863

1100 x 1900




Two - single faced v/e sign with non-illuminated 'way out' panel, fixed to wall

105

107


1100 x 1650



106

108

1100 x 1650



430 x 1300

F  
90% E


**Victoria line**  
**← Northbound**  
**platform 4**

- **Oxford Circus**
- Warren Street
- Euston
- King's Cross St. Pancras
- Highbury & Islington
- Finsbury Park
- Seven Sisters
- Tottenham Hale
- Stockhorse Road
- Walthamstow Central

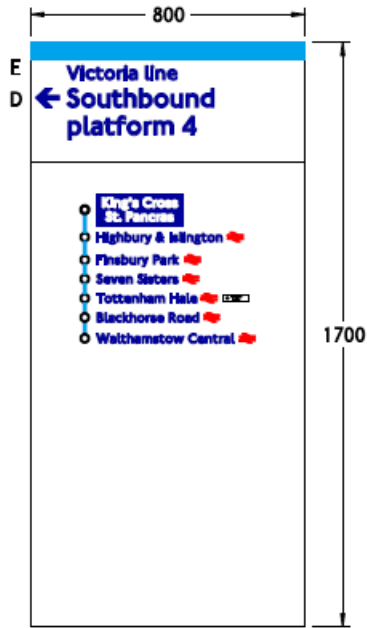
I5cap

**Victoria line**  
**Southbound →**  
**platform 3**

- **Oxford Circus**
- Green Park
- Victoria
- Finsbury
- Vauxhall
- Stockwell
- Brixton

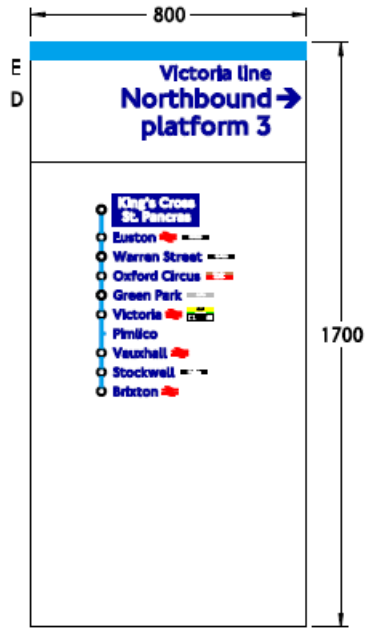


295



One - single faced flanged v/e line diagram fixed to wall

























296



One - single faced flanged v/e line diagram fixed to wall

# Victoria line

## Platforms 3 and 5

- Walthamstow Central 
- Blackhorse Road  
- Tottenham Hale  
- Seven Sisters 
- Finsbury Park  
- **Highbury & Islington**
- King's Cross  
St. Pancras  
- Euston  
- Warren Street  
- Oxford Circus  
- Green Park  
- Victoria  
- Pimlico
- Vauxhall 
- Stockwell  
- Brixton 

770

700 x 1700mm



772

700 x 1700mm





103

1100 x 1700

E  
D

Victoria line  
← Southbound platform 2

- Blackhorse Road
- Tottenham Hale
- Seven Sisters
- Finsbury Park
- Highbury & Islington
- King's Cross St. Pancras
- Easton
- Warren Street
- Oxford Circus
- Green Park
- Victoria
- Pimlico
- Vauxhall
- Stockwell
- Brixton

for representation only

104

1100 x 1700

E  
D

Victoria line  
Northbound platform 1 →

- Blackhorse Road
- Walthamstow Central

for representation only

Note :  
Individual panel layouts to be confirmed  
following size confirmation by contractor



# Stockwell

## Line graphic - Victoria northbound

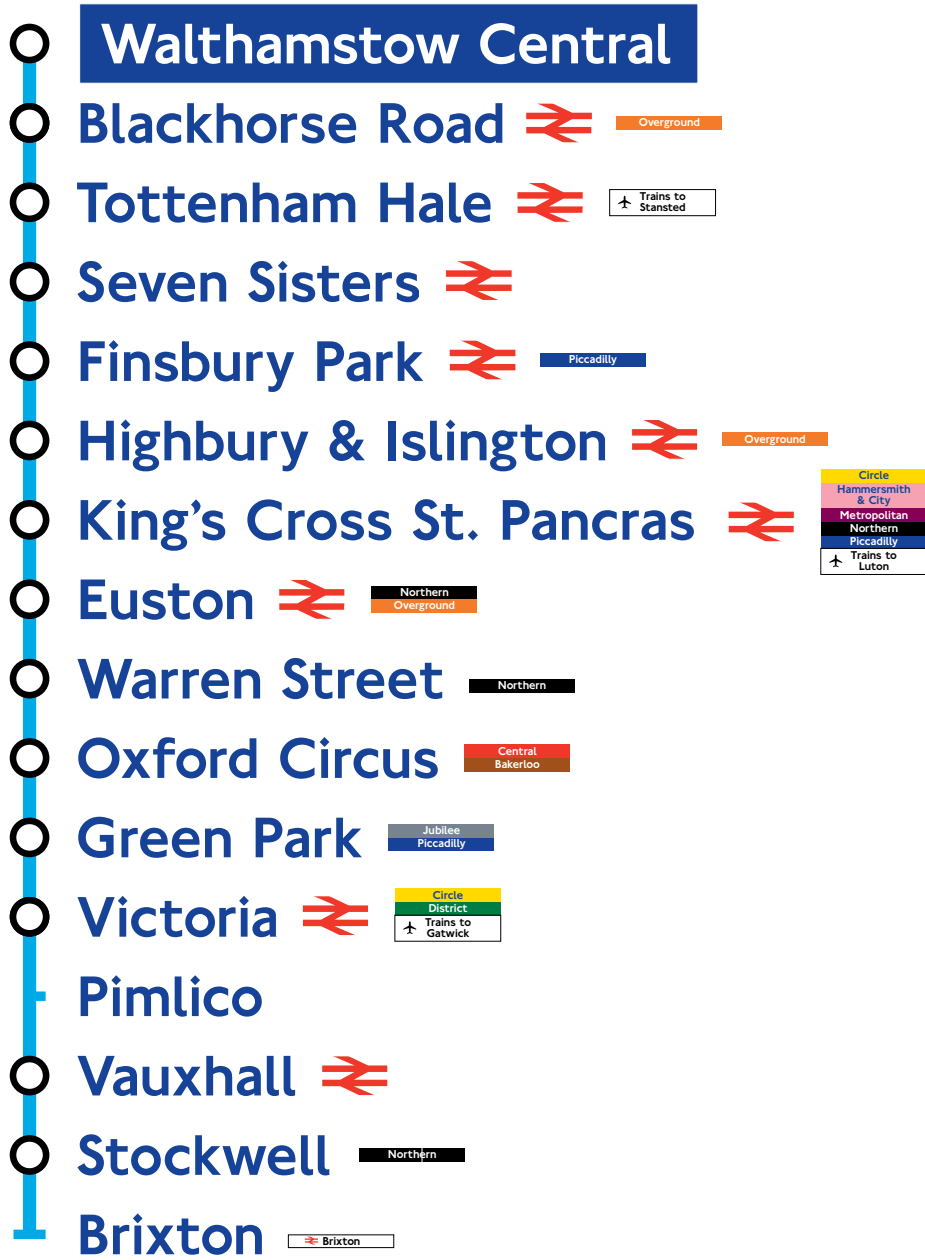
Drawing N147/LDN/1 Rev 3 Sheet 1 of 1 Not to scale

JH 03-06-03

All signs to be manufactured in accordance with the London Underground Signs Manual and Signs Production Manual. (both controlled documents).  
All sizes to be checked on site by the contractor. Layouts for all signs available as DXF/DGN files (subject to contractors artwork compatibility).  
All standard sign components to be purchased by the contractor from LUL nominated supplier.  
This drawing must be read in conjunction with station sign scheme.



16th floor, Windsor House  
42-50 Victoria Street  
London SW1H 0TL  
020 7941 4485



# Walthamstow Central

Layout graphic for line diagrams and trackplates

Drawing  
V01/04/LD

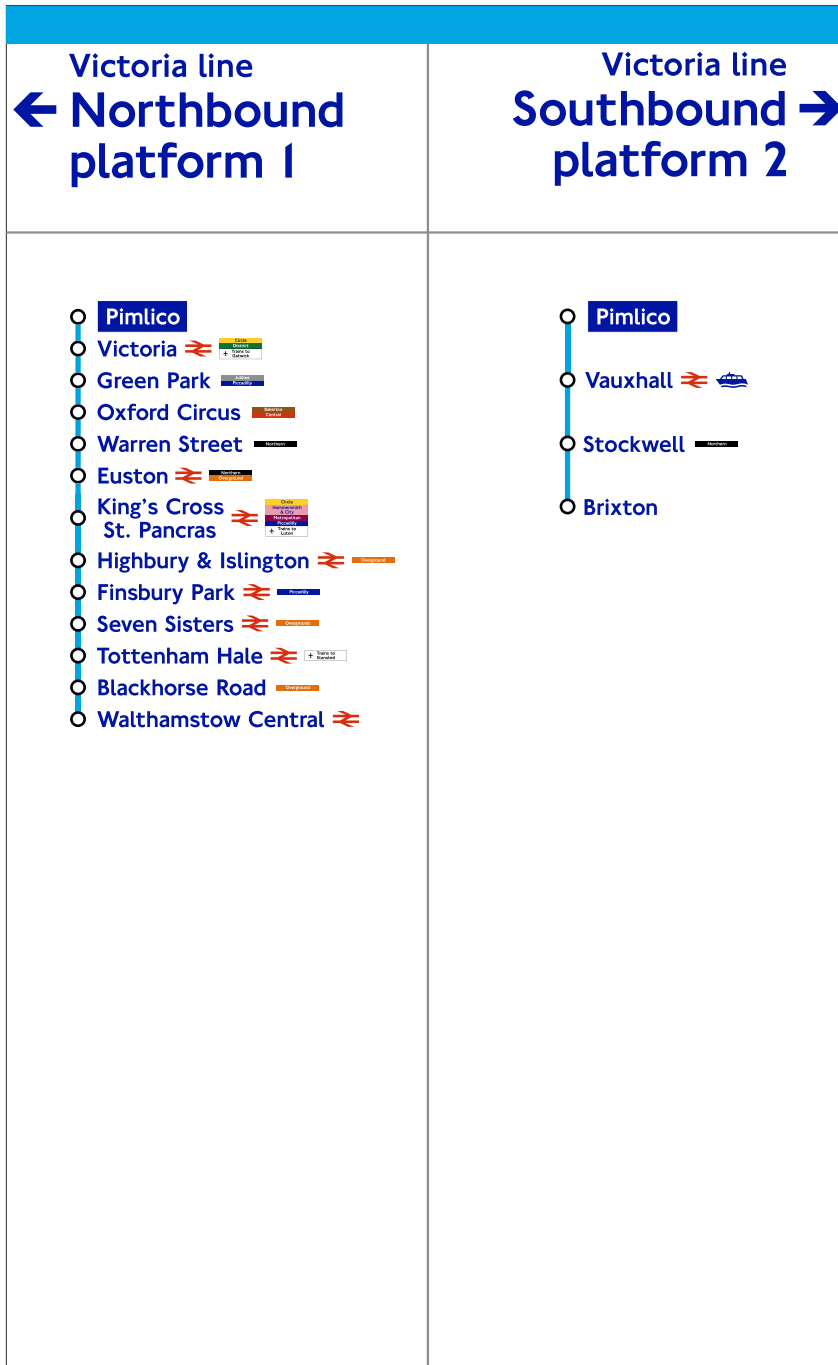
Rev  
1

Sheet 12

RJJ  
Aug 04 Rev:23/09/08



16th floor, Windsor House  
42-50 Victoria Street  
London SW1H 0TL  
020 7941 4485



Note :  
 Artwork based around  
 visble area - If visible area  
 is less than size shown  
 graphics to be adjusted  
 from top and sides  
 accordingly to  
 maintain margins.

# Pimlico

## Line diagram 105 graphic

Drawing  
**PIM/LD/105**

Rev  
**0**

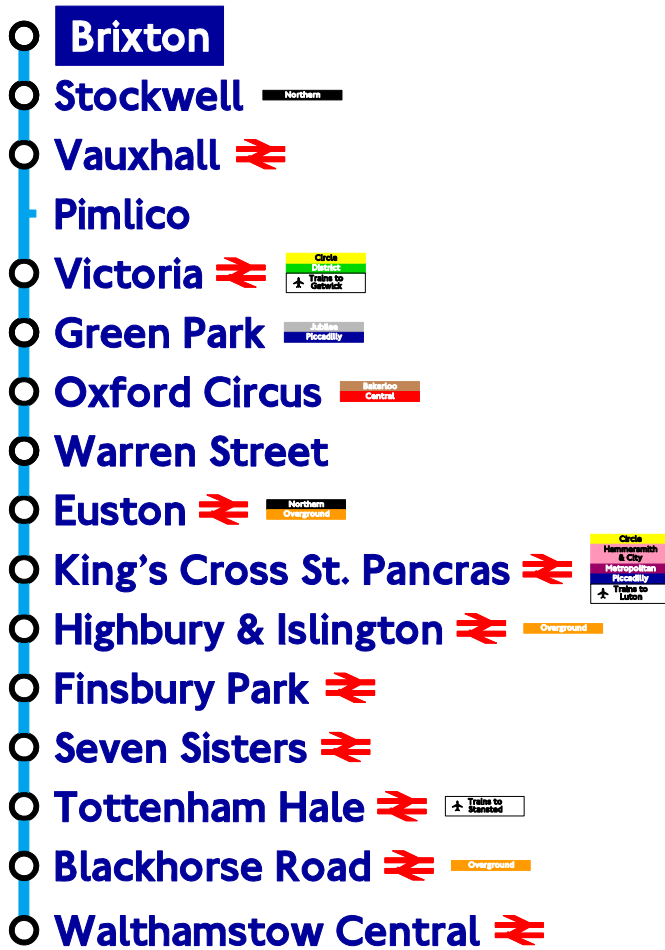
Sheet 1  
 Not to scale

JH  
 14-10-15

1050

**Victoria line**  
**← Platform 2      Platform 1 →**

**Refer to train indicator for first departure**



1500

All signs to be manufactured in accordance with the London Underground Signs Manual and Signs Production Manual. (both controlled documents).  
 All sizes to be checked on site by the contractor. Layouts for all signs available as DXF/DGN files (subject to contractors artwork compatibility).  
 All standard sign components to be purchased by the contractor from LUL nominated supplier  
 This drawing must be read in conjunction with station sign scheme.

**Brixton**  
 Layout for line diagram 33

Drawing  
**V059/LD1**

Rev  
**3**

Sheet 1 of 1  
 Not to scale

JH  
 10-05-05

Rev 3 Aug 09:  
 updated to include  
 'Overground' flagboxes



16th floor, Windsor House  
 42-50 Victoria Street  
 London SW1H 0TL  
 020 7941 4485

750 x 1250

D

### Victoria line

2 l cap



# Tottenham Hale

XXXXXXXXXXXXXXXX

Drawing  
**xxx/xx/xx**

Rev  
**0**

Sheet 1  
1:20

SP  
10/10/19

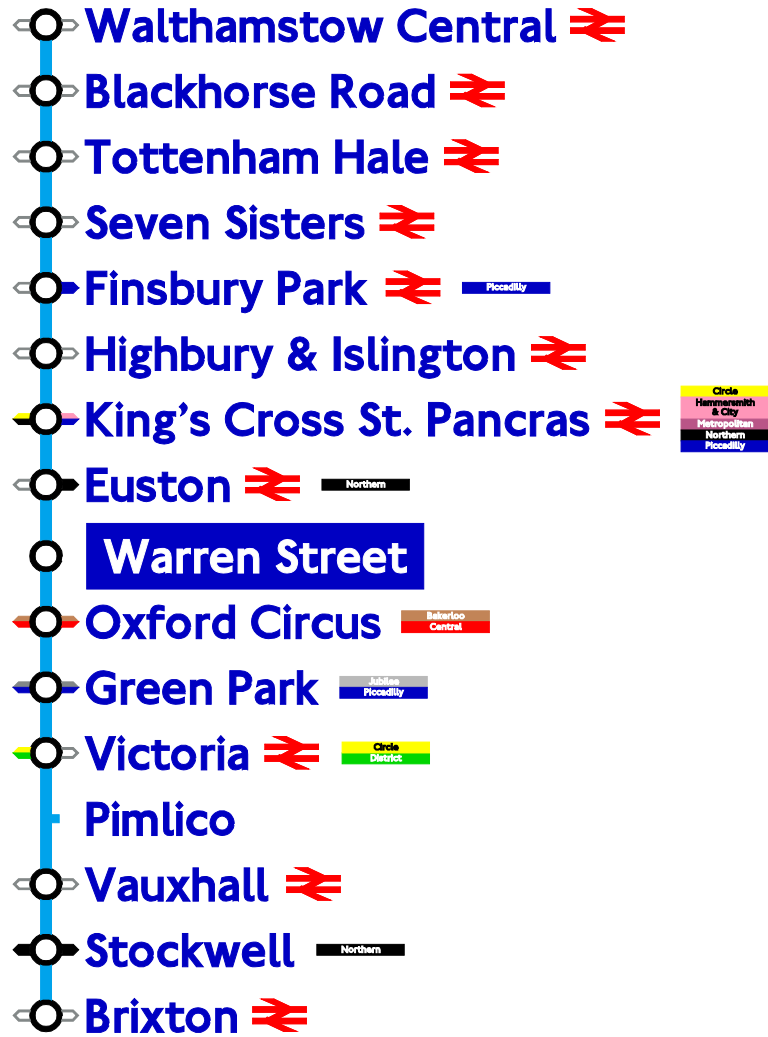


Transport for London  
**Customer Information**

8th floor, Blue zone, 5 Endeavour Square  
Westfield Avenue, Stratford, E20 1JN

E  
D

# Victoria line Platforms 3 and 4 →



E  
D

# Victoria line

## ← Platforms 3 and 4

