

LEGEND

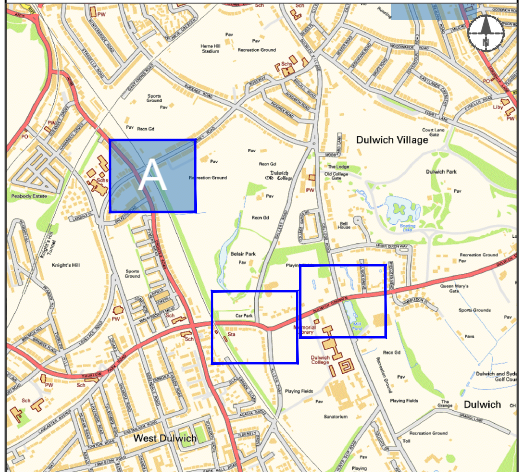
- PS Proposed sign mounted on one new post. Refer to Traffic Sign Schedule and Standard Details.
- PS Proposed sign mounted on two new posts. Refer to Traffic Sign Schedule and Standard Details.

NOTES

- All dimensions are in metres unless otherwise stated. Do not scale from this drawing.
- The information shown on this drawing is based on an OS base.
- This drawing is to be read in conjunction with LB Southwark Streetscape Design Guidance (SSDM) and all relevant contract clauses.
- Traffic management is to be in accordance with Chapter 8 of the Traffic Signs Manual and Safety at Street Works and Road Works.
- All signs and street furniture should be set a minimum of 450mm from the kerb face.
- Contractor to install signs in two sign posts if single post may block the footway. Accessibility for wheelchair users need to be provided at all times.
- Contractor to scan for services prior to excavation and refer to utility records.
- Contractor to maintain access to all properties and businesses at all times and agree alternative access arrangements with stakeholders.
- Damaged slabs, blocks or kerbs as part of the adjacent construction works to be reinstated to match existing.
- Drawing to be printed at A3 for clarity.

DRAFT

LOCATION PLAN



REV	DATE	REVISION DESCRIPTION / DETAILS	DRN BY	CHKD BY	APPRVD BY
E	05/10/20	CHANGES FOLLOWING TFL COMMENTS	ACC	YYY	ZZZ
D	02/10/20	UPDATES ON SIGN POSTS & FOUNDATION SYSTEM	ACC	AA	KC
C	18/09/20	FOURTH ISSUE	CAM	AA	KC
B	14/09/20	THIRD ISSUE	STB	AA	KC
A	04/09/20	SECOND ISSUE	STB	AWM	AA
O	28/08/20	FIRST ISSUE	STB	AWM	AMC

TRAFFIC SIGNS SCHEDULE

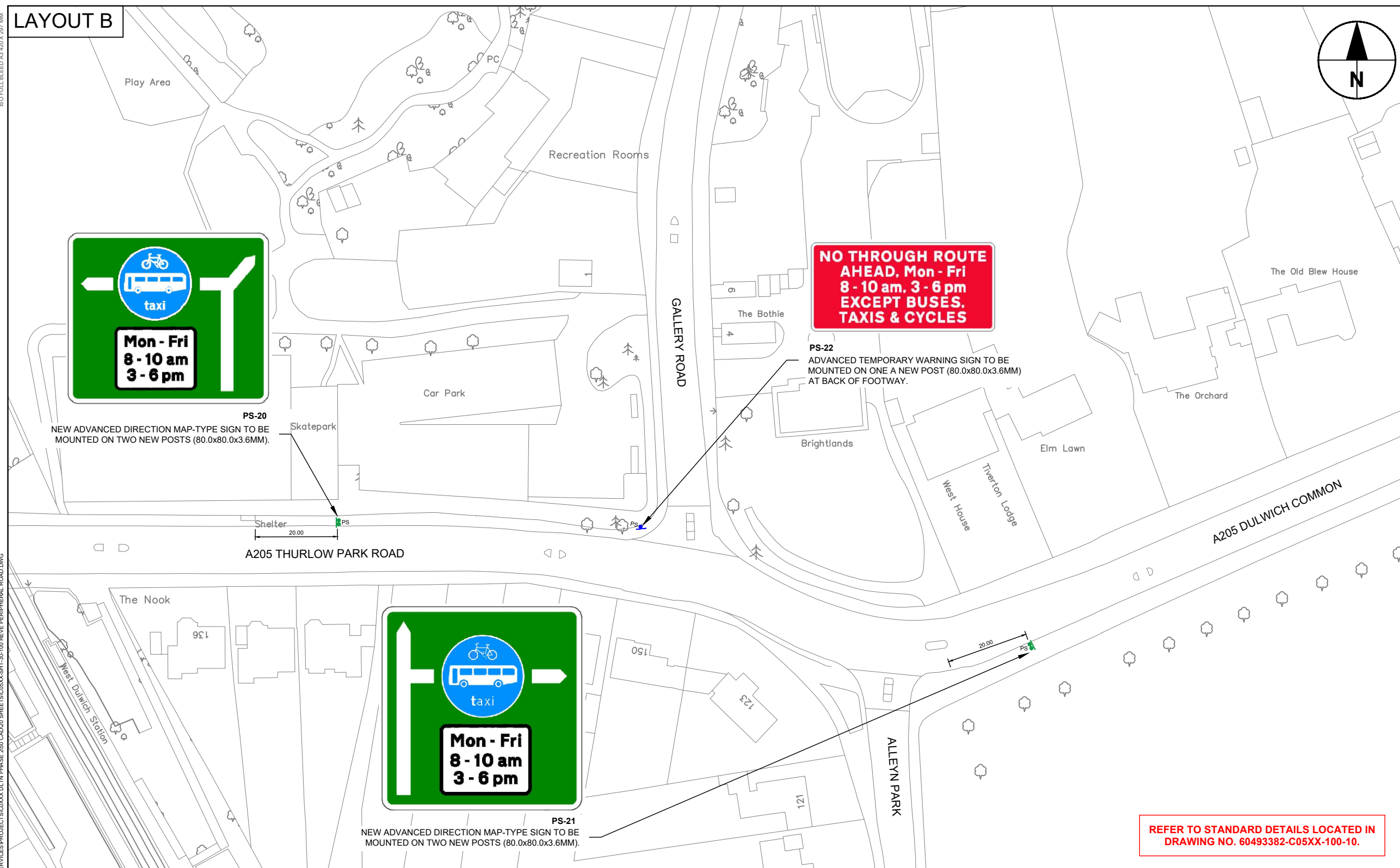
Sign Reference	Sign Details										Illumination		Post Details				Foundation Details			Comments (Description, Orientation, Bracket/Mounting type, Back to Back sign, Concrete Class etc.)	
	Sign Description & Drawing Ref	TSRGD Ref no. (2002) 2016- Schedule, Part, Item	Sign Face	'x' Height (mm)	Width (mm)	Height (mm)	Area (m ²)	Offset From Kerbface (mm)	Mounting Height (mm)	Sign Separation (mm)	illuminated	Reflectorised Class	New/Existing/LC	No. of Posts	Post type	Diameter/ Section (mm)	Total Post Length (mm)	Depth (mm)	Diameter/ Length (mm)		Width (mm)
PS-17	Advanced temporary warning sign	N/A	NO THROUGH ROUTE AHEAD, Mon - Fri 8 - 10 am, 3 - 6 pm EXCEPT BUSES, TAXIS & CYCLES	62.5	1515	730	1.11	450	2300	N/A	No	R3B Microprismatic	New sign post (Steel/S235)	1	Square	80.0x80.0x3.6	3630	1250	300	300	Sign facing Eastbound traffic on Turney Road, before reaching junction with Croxted Road.
PS-18	Advanced temporary warning sign	N/A	NO THROUGH ROUTE TO THE LEFT, Mon - Fri 8 - 10 am, 3 - 6 pm EXCEPT BUSES, TAXIS & CYCLES	62.5	1520	730	1.11	450	2300	N/A	No	R3B Microprismatic	New sign post (Steel/S235)	1	Square	80.0x80.0x3.6	3630	1250	300	300	Sign facing Southbound traffic on Croxted Road, before reaching junction with Turney Road.
PS-19	Advanced temporary warning sign	N/A	NO THROUGH ROUTE TO THE RIGHT, Mon - Fri 8 - 10 am, 3 - 6 pm EXCEPT BUSES, TAXIS & CYCLES	62.5	1620	730	1.18	450	2300	N/A	No	R3B Microprismatic	New sign post (Steel/S235)	2	Square	76.0x76.0x3.0	3630	1050	300	300	Sign facing Northbound traffic on Croxted Road, before reaching junction with Turney Road.



PROJECT: DULWICH LOW TRAFFIC NEIGHBOURHOOD

TITLE: PERIPHERAL ROADS DESIGN LAYOUTS SHEET 1 OF 3

CONTRACT NO:	60493382-C05XX	DRAWN	ACC
SCALE:	1 : 1000 @ A3	PURPOSE:	DISCUSSION
DRAWING NO:	60493382-C05XX-100-08	CHECKED	YYY
DATE DRAWN:	AUGUST 2020	APPROVED	ZZZ
DATE ISSUED:	05 OCTOBER 2020	REV:	E

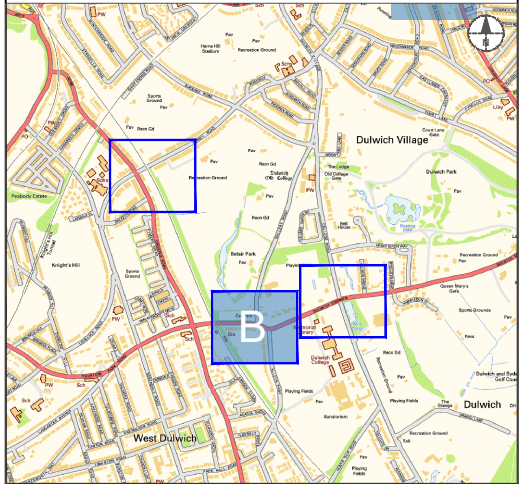


- LEGEND**
- PS ■ Proposed stick-on sign mounted on existing sign posts
 - PS ■ Proposed sign mounted on one new post. Refer to Traffic Sign Schedule and Standard Details.
 - PS ■ Proposed sign mounted on two new posts. Refer to Traffic Sign Schedule and Standard Details.

- NOTES**
- All dimensions are in metres unless otherwise stated. Do not scale from this drawing.
 - The information shown on this drawing is based on an OS base.
 - This drawing is to be read in conjunction with LB Southwark Streetscape Design Guidance (SSDM) and all relevant contract clauses.
 - Traffic management is to be in accordance with Chapter 8 of the Traffic Signs Manual and Safety at Street Works and Road Works.
 - All signs and street furniture should be set a minimum of 450mm from the kerb face.
 - Contractor to install signs in two sign posts if single post may block the footway. Accessibility for wheelchair users need to be provided at all times.
 - Contractor to scan for services prior to excavation and refer to utility records.
 - Contractor to maintain access to all properties and agree alternative access arrangements with stakeholders.
 - Damaged slabs, blocks or kerbs as part of the adjacent construction works to be reinstated to match existing.
 - Drawing to be printed at A3 for clarity.

DRAFT

LOCATION PLAN



REFER TO STANDARD DETAILS LOCATED IN DRAWING NO. 60493382-C05XX-100-10.

TRAFFIC SIGNS SCHEDULE

Sign Reference	Sign Description & Drawing Ref	TSRGD Ref no. (2002) 2016- Schedule, Part, Item	Sign Details									Illumination		Post Details				Foundation Details			Comments (Description, Orientation, Bracket/Mounting type, Back to Back sign, Concrete Class etc.)
			Sign Face	'x' Height (mm)	Width (mm)	Height (mm)	Area (m ²)	Offset From Kerf (mm)	Mounting Height (mm)	Sign Separation (mm)	Reflected	Class	New/Existing/LC	No. of Posts	Post type	Diameter/Section (mm)	Total Post Length (mm)	Depth (mm)	Diameter/Length (mm)	Width (mm)	
PS-20	Advanced map-type direction sign (primary route)	N/A		100	1525	1300	1.99	450	2300	N/A	No	R3B Microprismatic	New sign post (Steel/S235)	2	Square	80.0x80.0x3.6	4200	1250	300	300	Sign facing Eastbound traffic on A205, before reaching junction with Gallery Road/Alleen Park.
PS-21	Advanced map-type direction sign (primary route)	N/A		100	1360	1385	1.89	450	2300	N/A	No	R3B Microprismatic	New sign post (Steel/S235)	2	Square	80.0x80.0x3.6	4285	1250	300	300	Sign facing Westbound traffic on A205, between Gallery Road and Alleen Park.
PS-22	Advanced temporary warning sign	N/A		62.5	1515	730	1.11	450	2300	N/A	No	R3B Microprismatic	New sign post (Steel/S235)	1	Square	80.0x80.0x3.6	3630	1250	300	300	Sign at entrance to South end of Gallery Road, entering from A205.

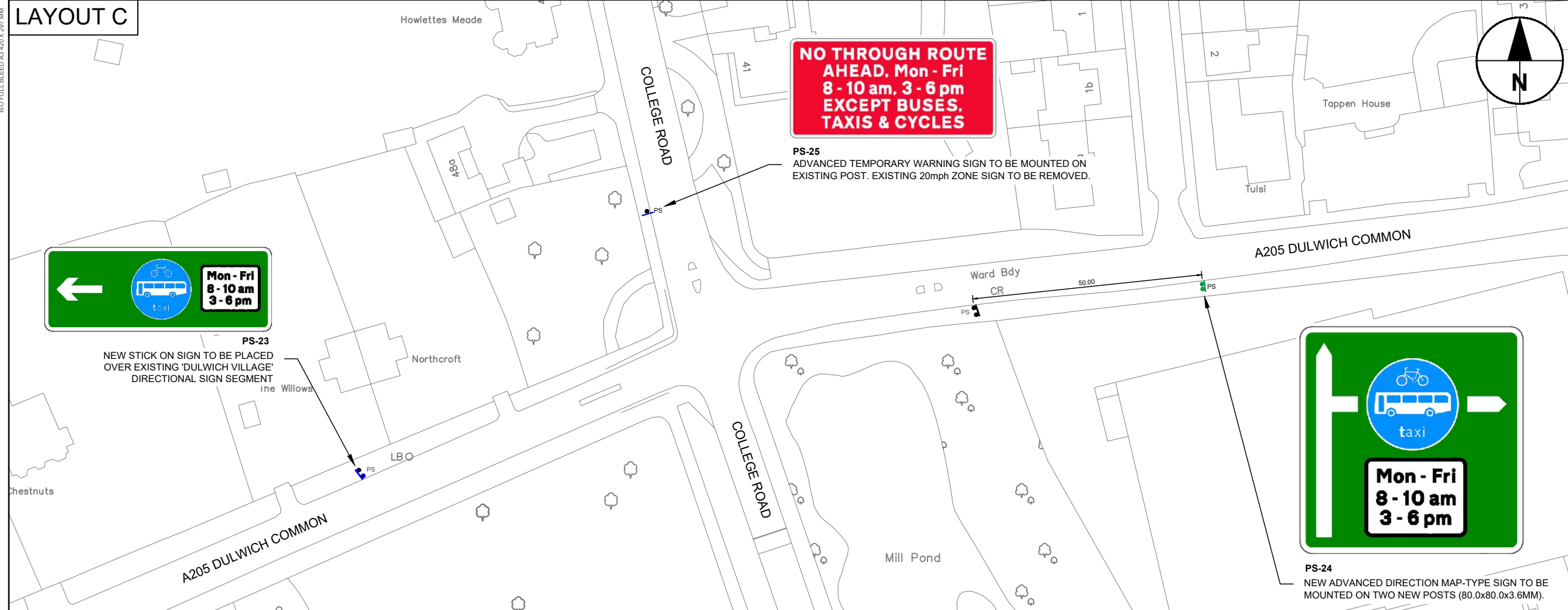
REV	DATE	REVISION DESCRIPTION / DETAILS	DRN BY	CHKD BY	APPRD BY
E	05/10/20	CHANGES FOLLOWING TFL COMMENTS	ACC	YYY	ZZZ
D	02/10/20	UPDATES ON SIGN POSTS & FOUNDATION SYSTEM	ACC	AA	KC
C	18/09/20	FOURTH ISSUE	CAM	AA	KC
B	14/09/20	THIRD ISSUE	STB	AA	KC
A	04/09/20	SECOND ISSUE	STB	AWM	AA
O	28/08/20	FIRST ISSUE	STB	AWM	AMC



PROJECT: **DULWICH LOW TRAFFIC NEIGHBOURHOOD**

TITLE: **PERIPHERAL ROADS DESIGN LAYOUTS SHEET 2 OF 3**

CONTRACT NO: 60493382-C05XX	DRAWN: ACC	DESIGNED: ACC
SCALE: 1 : 1000 @ A3	PURPOSE: DISCUSSION	CHECKED: YYY
DRAWING NO: 60493382-C05XX-100-09	APPROVED: ZZZ	REV: E
DATE DRAWN: AUGUST 2020	DATE ISSUED: 05 OCTOBER 2020	



LEGEND

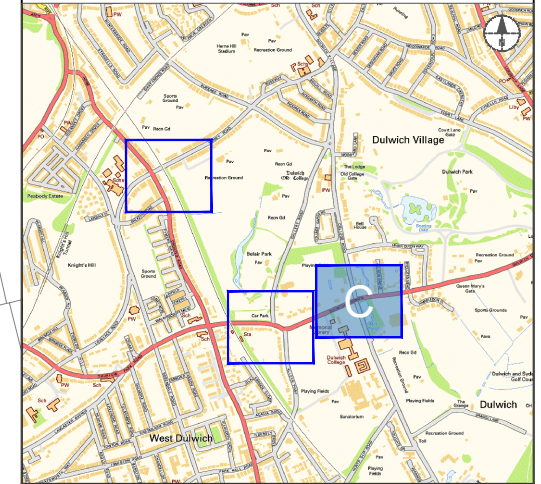
- PS-23 Proposed stick-on sign mounted on existing sign posts
- PS-24 Proposed sign mounted on two new posts. Refer to Traffic Sign Schedule and Standard Details.

NOTES

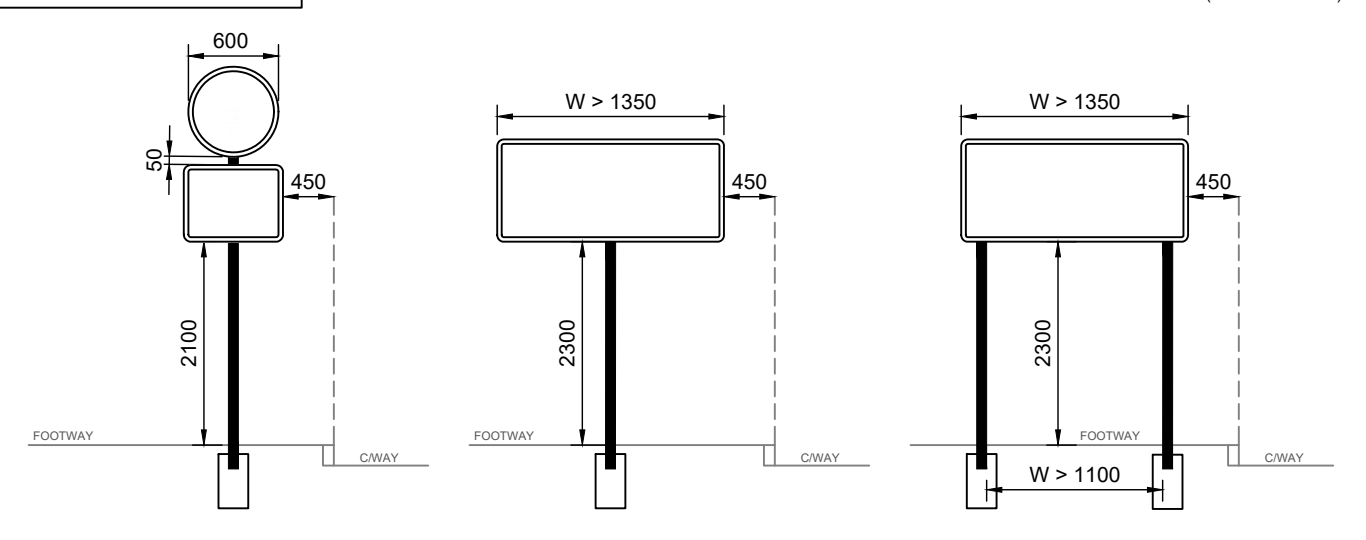
- All dimensions are in metres unless otherwise stated. Do not scale from this drawing.
- The information shown on this drawing is based on an OS base.
- This drawing is to be read in conjunction with LB Southwark Streetscape Design Guidance (SSDM) and all relevant contract clauses.
- Traffic management is to be in accordance with Chapter 8 of the Traffic Signs Manual and Safety at Street Works and Road Works.
- All signs and street furniture should be set a minimum of 450mm from the kerb face.
- Contractor to install signs in two sign posts if single post may block the footway. Accessibility for wheelchair users need to be provided at all times.
- Contractor to scan for services prior to excavation and refer to utility records.
- Contractor to maintain access to all properties and businesses at all times and agree alternative access arrangements with stakeholders.
- Damaged slabs, blocks or kerbs as part of the adjacent construction works to be reinstated to match existing.
- Drawing to be printed at A3 for clarity.

DRAFT

LOCATION PLAN



STANDARD DETAILS



TRAFFIC SIGNS SCHEDULE

Sign Reference	Sign Details										Illumination		Post Details				Foundation Details			Comments (Description, Orientation, Bracket/Mounting type, Back to Back sign, Concrete Class etc.)		
	Sign Description & Drawing Ref	TSRGD Ref no. (2002) 2016- Schedule, Part, Item	Sign Face	'x' Height (mm)	Width (mm)	Height (mm)	Area (m ²)	Offset From Kerf (mm)	Mounting Height (mm)	Sign Separation (mm)	illuminated	Reflectorised Class	New/Existing/LC	No. of Posts	Post type	Diameter/ Section (mm)	Total Post Length (mm)	Depth (mm)	Diameter/ Length (mm)		Width (mm)	
PS-23	Advanced map-type direction stick-on sign (primary route)	N/A		100	1970	725	1.43	450	N/A	N/A	No	R3B Microprismatic	Existing sign posts									Sign facing Eastbound traffic on A205, before reaching junction with College Road. X-height calculated using measurement of existing sign width, to ensure new stick-on sign matches size correctly.
PS-24	Advanced map-type direction sign (primary route)	N/A		100	1360	1385	1.89	450	2300	N/A	No	R3B Microprismatic	New sign post (Steel/S235)	2	Square	80.0x80.0x3.6	4285	1250	300	300		Sign facing Westbound traffic on A205, before reaching junction with College Road.
PS-25	Advanced temporary warning sign	N/A		62.5	1515	730	1.11	450	2300	N/A	No	R3B Microprismatic	New sign post (Steel/S235)	1	Square	80.0x80.0x3.6	3630	1250	300	300		Sign facing traffic entering North leg of College Road at junction with A205 Dulwich Common.

REV	DATE	REVISION DESCRIPTION / DETAILS	DRN BY	CHKD BY	APPRVD BY
E	05/10/20	CHANGES FOLLOWING TFL COMMENTS	ACC	YYY	ZZZ
D	02/10/20	UPDATES ON SIGN POSTS & FOUNDATION SYSTEM	ACC	AA	KC
C	18/09/20	FOURTH ISSUE	CAM	AA	KC
B	14/09/20	THIRD ISSUE	STB	AA	KC
A	04/09/20	SECOND ISSUE	STB	AWM	AA
O	28/08/20	FIRST ISSUE	STB	AWM	AMC



PROJECT: DULWICH LOW TRAFFIC NEIGHBOURHOOD

TITLE: PERIPHERAL ROADS DESIGN LAYOUTS SHEET 3 OF 3

CONTRACT NO:	60493382-C05XX	DRAWN	ACC
SCALE:	1 : 1000 @ A3	CHECKED	ACC
DRAWING NO:	60493382-C05XX-100-10	APPROVED	ZZZ
DATE DRAWN:	AUGUST 2020	REV:	D
DATE ISSUED:	05 OCTOBER 2020		