



This drawing has been produced for the specific client and project identified below and is not intended for use by any other person or for any other purpose. © Priority TM Ltd

This drawing is a representation of the traffic management systems, which must installed by qualified personnel. Distances between signs may NOT be to scale for purposes of clarity.

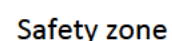
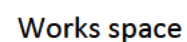
On installations Taper Lengths, Safety Zones, Minimum Visibility to first sign & Minimum size of Signs & Cones will conform to Chp8 Guidelines for the speed of the road.

Traffic Management Notes:

- 1) All temporary traffic management shall be in accordance with chapter 8 of the Traffic Signs Manual 2009.
- 2) All temporary traffic management shall be in accordance with the Traffic Signs Regulations and General Directions 2016.
- 3) All temporary traffic management shall conform to the Safety at Street Works and Road Works, A code of Practice 2013.
- 4) All temporary traffic management signs should be located 450mm minimum from kerb face.
- 5) All temporary traffic management sign locations are indicative and are subject to a on site approval from the Engineer.

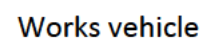
Checked By: DBC

KEY:

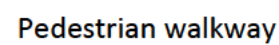


●●● 1m road cones

Excavation

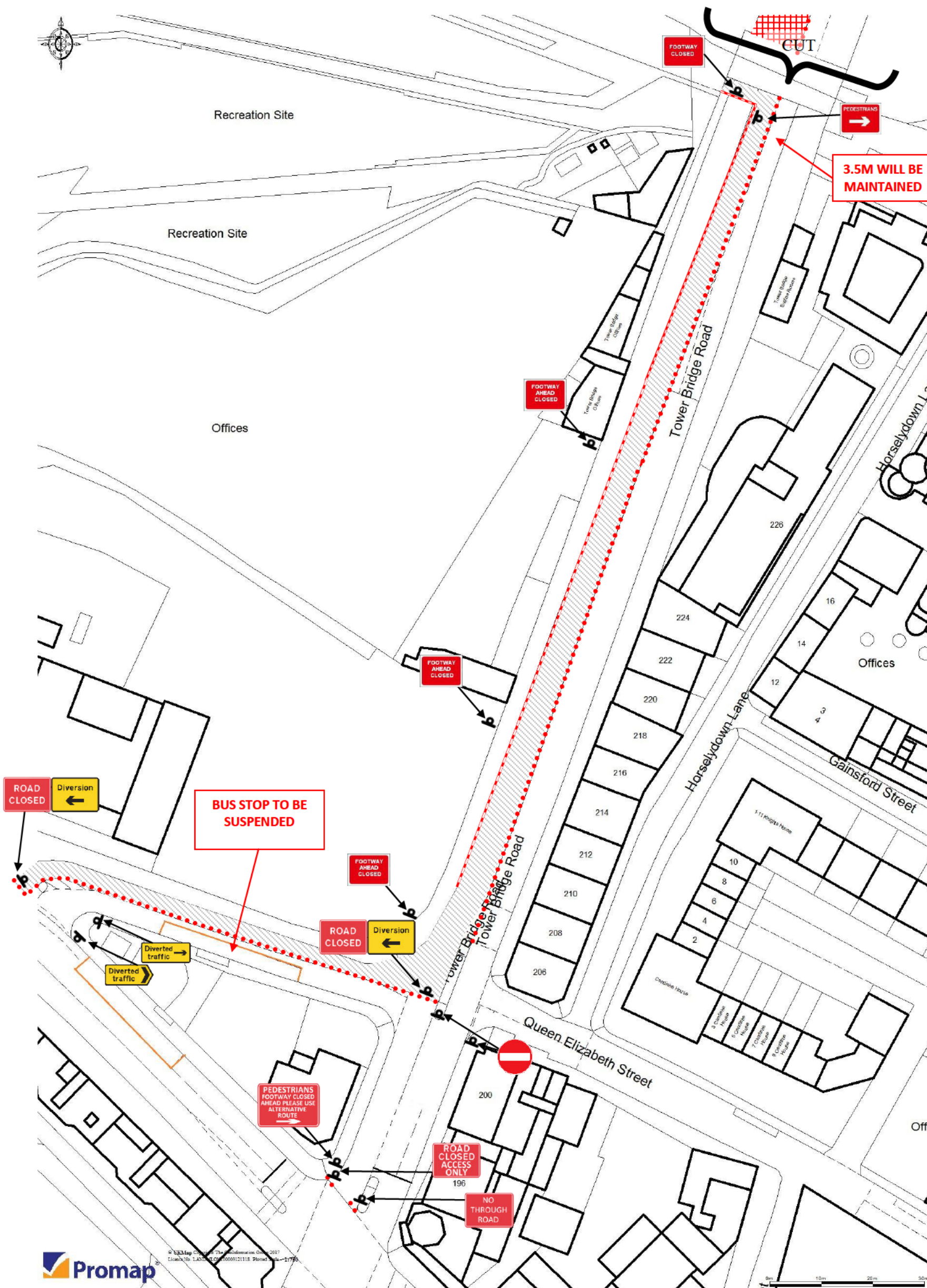


 Pedestrian barrier



Traffic head

d ← Aspect of sign view



© UKMap Copyright The GeoInformation Group 2017
License No. LANNGLCD00008121118, Plomad, Sula - 1974

Drawing number-
16652-JBR-D7