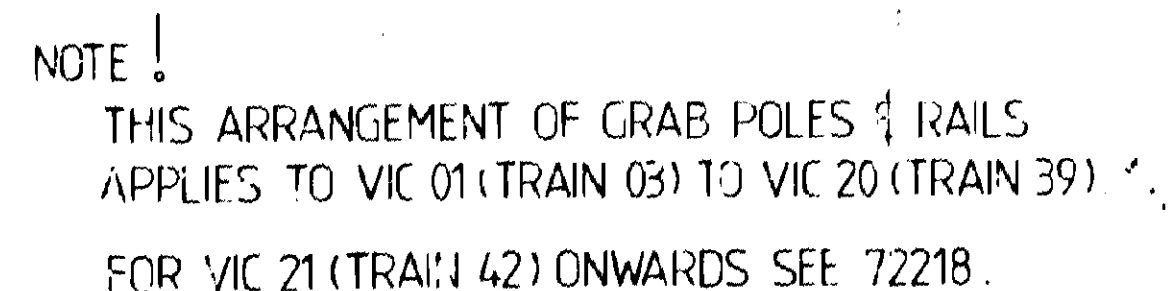
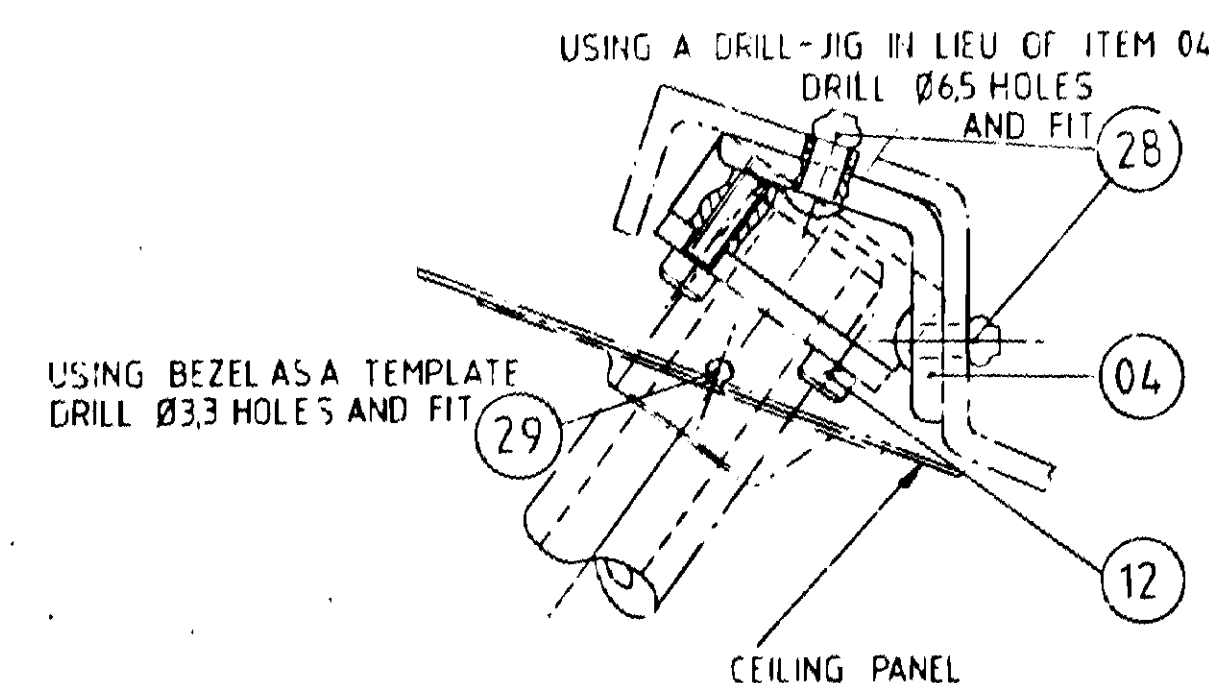


ASSEMBLED ON-72012  
72013

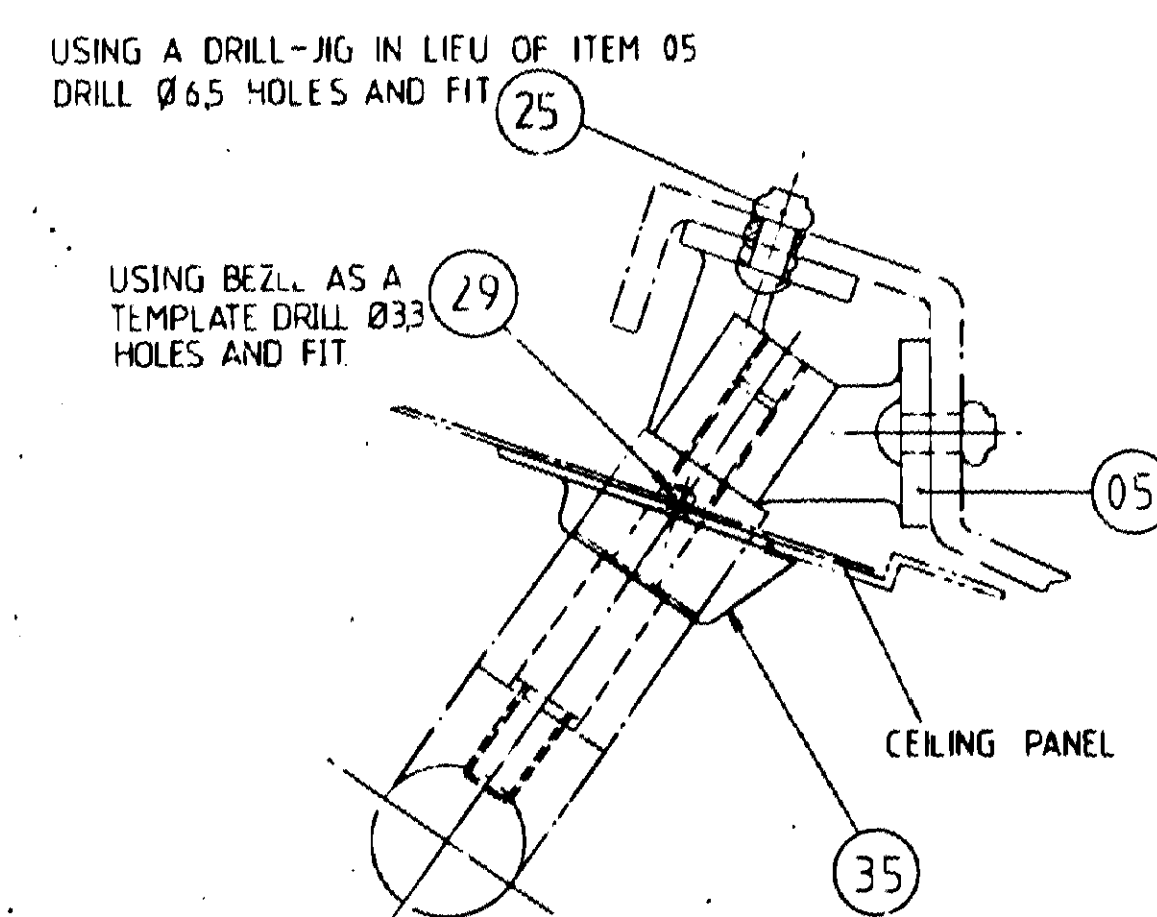
DRAWING MUST BE PREPARED & CHECKED  
TO MICROFILMING STANDARDS AS BS 5536



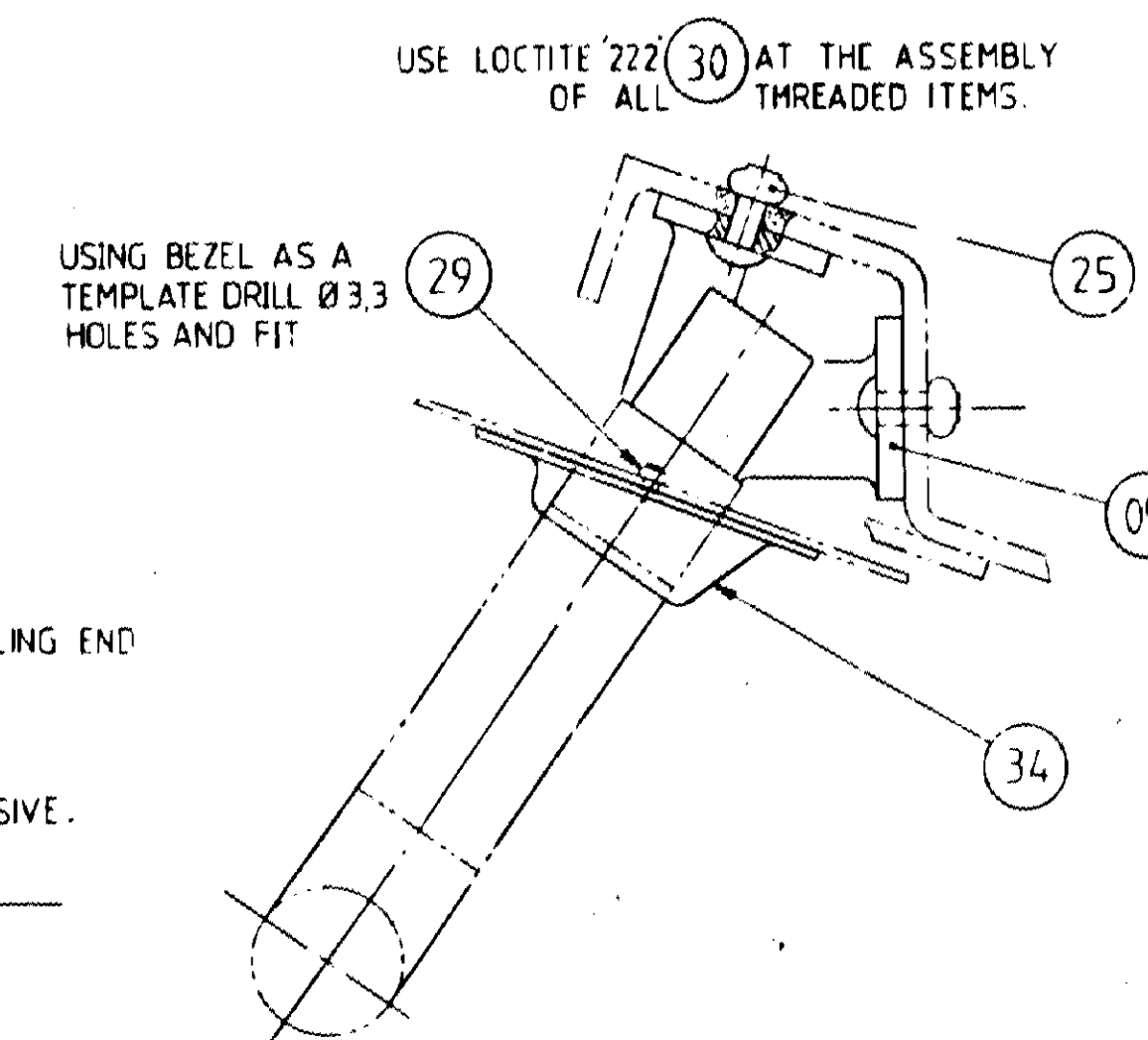
**14/02/2008  
UNCONTROLLED COPY  
WILL NOT BE AUTOMATICALLY UPDATED**



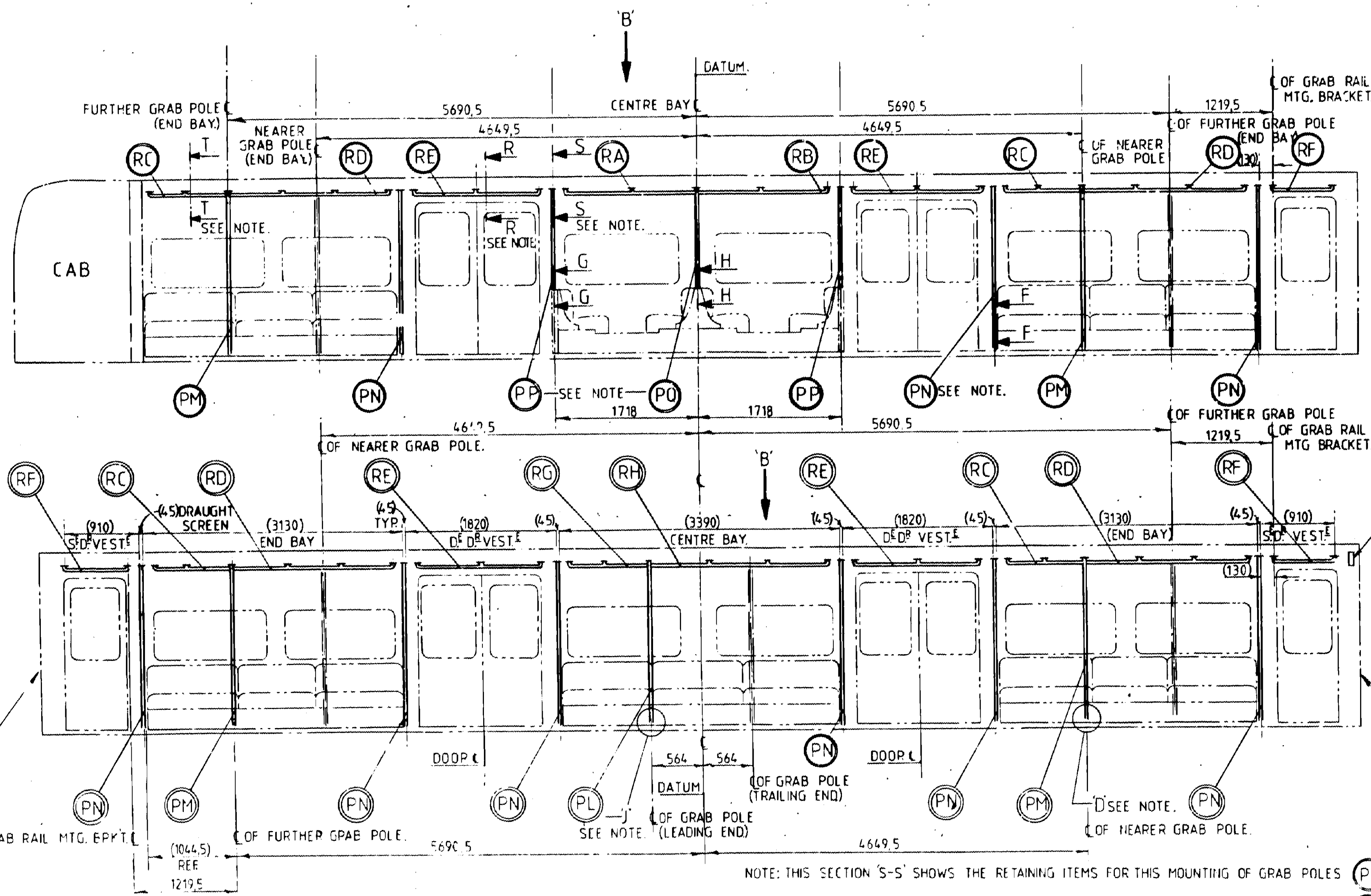
TYPICAL SECTION S-S, SCALE 1:1



TYPICAL SECTION R-R (VESTIBULE)  
SCALE 11



TYPICAL SECTION T-T (SALOON)  
SCALE 1:1



NOTE: THIS SECTION 'S-S' SHOWS THE RETAINING ITEMS FOR THIS MOUNTING OF GRAB POLES (P1) TO (PQ) INCLUSIVE.

—||—'R-R&T-T'—||— RAILS (RA) TO (RH)—||—

FOR GPAB RAIL ITEMS (RA) TO (RH) SEE ASSY. DRG. NO.72764/PARTS LIST DRG. NO.72761.

— . II — FOLE — II — (PL) TO (PQ) SEE DRG. NO.72027.

FOR THIS MOUNTING OF ITEM (PL) SEE DRG. NO. 72239. VIEW IN CIRCLE D.

ITEMS (PM) SEE DRG. NO. 72239. VIEW IN CIRCLE 'D'

—||— (PN) (PP) & (PQ) SEE DRG. NO. 72302, SECTIONS F-F, G-G & H-H, RESPECTIVELY.

TRAILING END

FOR G.A. PARTS LIST SEE DRG. N° 72021

TOLERANCES IN MM ON DIMENSIONS EXCEPT WHERE OTHERWISE STATED									
NOMINAL SIZE	OVER TO	0	3	6	30	120	400	1000	10000
MACHINED		±0.05	±0.1	±0.2	±0.1	±0.5	±0.8	±1	±1.5
FABRICATED		±1	±3	±1	±1	±2	±3	±3	±3
NOMINAL SIZE	OVER TO	2000	4000	8000	12000	16000	20000	25000	30000
MACHINED		±2	±1	±4	±3	±6	±7	±7	±7
FABRICATED				±10	±13	±14	±16	±16	±16

00 01 12 13 14	DIMENSIONS & PRIORITIES		VB. APP. APP. NAME	
	FIRST ANGLE PROJECTION	⊙ L	DRAWN	JMD
	CONTRACTOR'S NAME B. DRAWING NUMBER		CHECKED	APP.
	TICKFORD RAIL		STRESS APPROVED	

DATE	LONDON UNDERGROUND		
29 10 90	STOCK & LOCATION		
29 11 90	1967 TUEE STOCK		
	REFURBISHMENT.		
	ZONE 13 14		
	AO	ORIGINAL SCALE	1.25 & 1:1

UNITED ROLLING STOCK ENGINEERING	
GA OF GRAB RAILS & GRAB POLES WITHIN THE MOTOR & TRAILER CARS	
DRAWING NUMBER 72020	ISSUE A B C D E F G H I J K L M N O P Q R S T U V W X Y Z

<b>MODIFICATIONS</b>	FIRST ISSUE 3-10-76 A.C. 10/10/76 SIN. NO.	A
	OLD No. MODIFIED REC'D T.Y. ADDED ITEM 24 A.S. ADDED ISSUED 24 JANUARY 81 BY: J. L. HARRIS - SA WMAV	B
	4 0586 NEW ESKIMO #38	
	SIC ISSUE L.U.L.D. #1C CRS 2078	